

PUBLIC SCHOOL CAPITAL OUTLAY COUNCIL

August 13, 2024 – 9:00 AM

State Capitol Building, Room 309

Santa Fe, NM

I. Call to Order - Joe Guillen, Chair

A. Approval of Agenda*

B. Correspondence

* Denotes potential action by the PSCOC

PUBLIC SCHOOL CAPITAL OUTLAY COUNCIL (PSCOC)

Agenda

August 13, 2024 – 9:00 am

State Capitol Building Room 309

(*Denotes potential action by the PSCOC)

- I. Call to Order – Joe Guillen, Chair**
 - A. Approval of Agenda*
 - B. Correspondence

- II. Public Comment**

- III. Finance**
 - A. PSCOC Financial Plan

- IV. Consent Agenda***
 - A. July 23, 2024 PSCOC Meeting Minutes*
 - B. S22-003 Portales High School (Portales) - Additional Construction Funding*
 - C. P24-003 New Middle School (Hobbs) - Award Language Change*
 - D. 2024 BDCP Cat2 Awards (Network Equipment)*
 - E. Recertification of SSTBs*

- V. Out-of-Cycle Awards**
 - A. P20-001 Chaparral MS (Alamogordo) - Award Language Change*

- VI. Informational**
 - A. FY24 Lease Assistance Update

- VII. Next PSCOC Meeting – September 11, 2024**

- VIII. Adjourn**

PUBLIC SCHOOL CAPITAL OUTLAY COUNCIL (PSCOC)

Agenda

August 13, 2024 – 9:00 am

State Capitol Building Room 309

(*Denotes potential action by the PSCOC)

**PUBLIC SCHOOL CAPITAL OUTLAY COUNCIL
SUBCOMMITTEE ASSIGNMENTS**

PSCOC

Joe Guillen, Chair

Raúl Burciaga, Vice-Chair

Awards Subcommittee

Gwen Perea-Warniment, LESC - Chair

Charles Sallee, LFC

Antonio Ortiz, PED

Clay Bailey, CID

Administration, Maintenance & Standards Subcommittee

Ashley Leach, DFA - Chair

Raúl Burciaga, LCS

Stewart Ingham, PEC

Mariana Padilla, Governor's Office

Joe Guillen will serve on subcommittees in the absence of any member or designee.

I. Correspondence

II. Presenter(s): Iris K. Romero, Executive Director

III. Executive Summary (Informational):

No Correspondents at this time.

II. Public Comment

III. Finance

A. PSCOC Financial Plan

I. PSCOC Financial Plan

II. Presenter(s): Matthew Schimmel, Deputy Financial Officer
Iris K. Romero, Executive Director

III. Executive Summary (Informational):**Key Points:****Awards Year-to-Date Updates (Lines 30+31 of Financial Plan Sources & Uses Detail)**

Version	FY24	FY25	FY26	FY27	Total
July 2024	439.9	1,011.2	176.8	0.0	1,627.9
August 2024	442.2	1,011.9	176.8	0.0	1,630.9
Net Change	2.3	0.7	0.0	0.0	3.0

- Out of Cycle Updates:
 - S22-003 Portales High School (Portales) - Additional Construction Funding
 - \$683,484
- Other Updates:
 - Previously awarded Teacher Housing Pilot projects have been added to the Awards Schedule:
 - H24-001 Central – \$1,386,000
 - H24-002 Cuba – \$501,309
 - H24-003 House – \$430,888

Additional Notes

- Sources Updates:
 - Line 2 – FY25 SSTB Notes from July 2024 were revised from \$363.9 million to \$340.4 million.
 - Line 3 – FY27 SSTB Notes from January 2027 added \$370.3 million.
- Uses Updates:
 - Line 14 – FY24 Pre-K, \$5 million removed as no amount was appropriated.
 - Line 20 – FY24, FY25, and FY26 Teacher Housing removed \$10 million from each year.
 - The reason for this update is that Teacher Housing projects are awarded from the fund, not through appropriation in these FYs.
 - Future Teacher Housing projects will be tracked by project number on the Awards Schedule and will be shown on Line 30.

Exhibit(s):

A – Financial Plan

PSCOC Financial Plan
Sources & Uses Detail (millions of dollars)
August 13, 2024

I. SOURCES & USES					
SOURCES:					
	FY24 Act.	FY25 Est.	FY26 Est.	FY27 Est.	
1	Uncommitted Balance (Period Beginning)	449.7	543.9	375.3	743.6
2	SSTB Notes (Revenue Budgeted July)	343.0	340.4	0.0	0.0
3	SSTB Notes (Revenue Budgeted January)	393.1	756.7	733.1	370.3
4	Project Reversions - ESTIMATE	4.5	0.6	0.6	0.6
5	Operating Reversions	1.7	0.0	0.0	0.0
6	Advance Repayments	29.6	0.1	1.2	0.5
7	Subtotal Sources:	1,221.6	1,641.7	1,110.2	1,115.0
USES:					
8	Capital Improvements Act (SB-9) & HB 119 (L22,C22)	45.1	45.1	45.1	45.1
9	Lease Payment Assistance Awards	24.2	25.4	26.6	26.6
10	Facilities Master Plan Assistance Awards	0.7	0.7	0.7	0.7
11	BDCP (Includes Cat. 1 & Cat. 2)	10.0	10.0	10.0	10.0
12	HB2 OBAE		0.7		
13	Pre-K	0.0	5.0	5.0	0.0
14	PSFA Operating Budget	7.2	7.4	7.8	7.8
15	CID/SFMO Inspections	0.3	0.3	0.3	0.3
16	Emergency Reserve for Contingencies	10.0	10.0	10.0	10.0
17	Teacher Housing	0.0	0.0	0.0	0.0
18	SB275 School Buses (PED)	16.7	29.2	29.2	29.2
19	SB275 School Bus Cameras (PED)	0.3	0.6		
20	Tribal Libraries (PED)	20.0			
21	HB2 School Safety Summits (PED) (Ch210, S199)	0.2	0.2		
22	SB275 Fueling/Charge Stations for Buses (PED)		1.5		
23	HB2 Las Vegas City Memorial MS		1.5		
24	SB275 Higher Education Appropriation		30.0		
25	PSFA Vehicles HB2 (L23, 1S,C210,S5,I209)	0.2			
26	HB505 Security and CTE FY24	100.0			
27	CIMS, FIMS, BBER, Bond Recon., M&V & eBuilder Upgrade	0.6	0.6	0.6	0.6
28	Estimated Cost of Pre-Applications and Potential Waivers	0.0	0.0	0.0	0.0
29	Out-of-Cycle Potential Waivers	0.0	86.4	54.4	0.0
30	Awards YTD - Pilot Teacher Housing (per Project Awards Schedule)	2.3	0.0	0.0	0.0
31	Awards YTD - Standards & Systems-based (per Project Awards Schedule)	439.9	1011.9	176.8	0.0
32	Subtotal Uses:	677.7	1266.4	366.6	130.3
33	Estimated Uncommitted Balance Period Ending	543.9	375.3	743.6	984.7

II. PROJECT AWARD SCHEDULE SUMMARY						
	Total	FY24 Act.	FY25 Est.	FY26 Est.	FY27 Est.	Total
34	FY12 Awards Cycle	0.4	5.0	0.0	0.0	5.4
35	FY15 Awards Cycle	0.0	3.6	0.0	0.0	3.6
36	FY16 Awards Cycle	0.0	5.8	0.0	0.0	5.8
37	FY19 Awards Cycle	118.0	73.1	0.0	0.0	191.1
38	FY20 Awards Cycle	85.5	86.4	22.4	0.0	194.3
39	FY21 Awards Cycle	106.0	272.5	0.0	0.0	378.5
40	FY22 Awards Cycle	65.4	104.1	21.2	0.0	190.7
41	FY22 Awards 2nd Cycle	2.4	0.0	0.0	0.0	2.4
42	FY 22 Awards Cycle Subtotal	67.8	104.1	21.2	0.0	193.1
43	FY23 Awards Cycle	0.0	127.9	64.7	0.0	192.5
44	FY24 Awards Cycle	64.5	294.4	68.6	0.0	427.5
45	FY25 Awards Cycle	0.0	38.9	0.0	0.0	38.9
46	FY26 Awards Cycle	0.0	0.0	0.0	0.0	0.0
47	Subtotal Uses :	1,630.9	442.2	1,011.9	176.8	0.0

PSCOC Financial Plan

Summary of Changes Since 7/23/2024

PSCOC ACTION - OUT-OF-CYCLE, EMERGENCY, ADDITIONAL FUNDING

	Award Amount	
S22-009 Tularosa Intermediate School - Additional Construction Funding Request	\$	340,961
S22-001 Longfellow ES - Award Language Change Request	\$	2,725,138
P21-001 Zuni Combined School - Teacher Housing (Early Work Package Request)	\$	11,951,786
P22-001 Gadsden MS - Construction Funding Request	\$	47,051,979
Total Awards:		\$ 62,069,864
Total Reversion/Reallocation/Rescind:		\$0

PSCOC FUND PROJECT AWARD SCHEDULE DETAIL - MODIFICATIONS

	FY	Previous FP Estimate	Current FP Estimate	Change Fav (Unfav)
Potential Council Action Projects - Agenda:				
S22-003 Portales High School (Portales) - Additional Construction Funding	2022	\$ -	\$ 683,484	\$ (683,484)
Subtotal		\$ -	\$ 683,484	\$ (683,484)

FINANCIAL PLAN ASSUMPTIONS and SUMMARY:

	<i>Financial Plan Variance Between Months</i>			
	FY24 Act.	FY25 Est.	FY26 Est.	FY27 Est.
Uncommitted Balance (July 2024)	531.2	376.8	735.1	Not Estimated
Uncommitted Balance (August 2024)	543.9	375.3	743.6	984.7
Variance Favorable (Unfavorable)	12.7	(1.5)	8.5	969.7

PSCOC FUND PROJECT AWARD SCHEDULE DETAIL - (Representation of Uncommitted Balance in FY25)

August 13, 2024

Legend	
Purple Text	Awarded Design
Purple Highlight	Pending Design Award
Green Text	Awarded Construction
Green Highlight	Pending Construction Award
\$000,000	Numbers in italics indicate bonds have not been certified

					FY 2024				FY 2025				FY 2026				FY 2027						
					\$442,236,466				\$1,011,868,419				\$176,780,336				\$0						
					\$125,143,216	\$135,823,446	\$88,714,948	\$92,554,856	\$169,031,442	\$130,798,928	\$238,859,353	\$473,178,695	\$108,214,665	\$0	\$68,565,671	\$0	\$0	\$0	\$0	\$0			
					2023_Q3	2023_Q4	2024_Q1	2024_Q2	2024_Q3	2024_Q4	2025_Q1	2025_Q2	2025_Q3	2025_Q4	2026_Q1	2026_Q2	2026_Q3	2026_Q4	2027_Q1	2027_Q2			
FY21 AWARDS					Phase 1	Phase 2	Total																
P21-001	Zuni	TwinButtes HS, Zuni HS	\$9,519,621	\$92,416,393	\$101,936,014			\$8,966,688				\$11,951,786											
P21-002	Carrizozo	Combined School	\$3,571,922	\$42,393,600	\$45,965,522				\$42,393,600														
P21-003	Gallup-McKinley	Gallup HS	\$12,023,894	\$80,254,339	\$92,278,233			\$11,922,644						\$68,331,695									
P21-004	Hobbs	Heizer MS	\$2,448,034	\$29,296,250	\$31,744,284		\$2,415,034					\$29,296,250											
P21-005	Gallup-McKinley	Crownpoint HS	\$5,071,465	\$39,644,484	\$44,715,949			\$4,720,541						\$34,923,943									
P21-006	Gallup-McKinley	Navajo Pine HS	\$5,091,683	\$48,101,770	\$53,193,453			\$5,030,933						\$43,070,837									
P21-007	Grants	Mesa View ES	\$1,796,022	\$29,510,692	\$31,306,714			\$29,510,692															
S21-001	Las Cruces	Tombaugh ES	\$165,548	\$1,489,934	\$1,655,482							\$1,489,934											
S21-003	Las Cruces	Organ Mountain HS	\$139,862	\$1,068,419	\$1,208,281			\$1,068,419															
Total					\$39,828,051	\$366,141,110	\$405,969,161	\$2,415,034	\$1,068,419	\$60,151,498	\$42,393,600	\$42,737,970	\$83,449,705	\$0	\$146,326,476	\$0	\$0	\$0	\$0	\$0			
					\$106,028,551				\$272,514,151				\$0										
FY22 AWARDS					Phase 1	Phase 2	Total	2023_Q3	2023_Q4	2024_Q1	2024_Q2	2024_Q3	2024_Q4	2025_Q1	2025_Q2	2025_Q3	2025_Q4	2026_Q1	2026_Q2	2026_Q3	2026_Q4	2027_Q1	2027_Q2
P22-001	Gadsden	Gadsden MS	\$4,518,233	\$47,051,979	\$51,570,212						\$47,051,979												
P22-006	Gadsden	Chaparral MS	\$3,144,769	\$56,054,735	\$59,199,504								\$56,054,735										
P22-003	Los Alamos	Chamisa ES	\$464,646	\$45,933,680	\$46,398,326																		
P22-005	Los Alamos	Pinon ES	\$501,411	\$23,769,210	\$24,270,621																		
P22-004	Los Lunas	Ann Parrish ES	\$2,566,085	\$21,161,894	\$23,727,979				\$2,524,085						\$21,161,894								
P22-002	Mosquero	Mosquero Combined School	\$2,307,631	\$54,579,657	\$56,887,288	\$45,953,268			\$5,433,189														
S22-004	Floyd	Floyd Combined School	\$50,622	\$518,595	\$569,217																		
S22-002	House	House Combined		\$134,233	\$134,233																		
S22-011	Las Vegas City	Demolition of unused school building		\$1,100,001	\$1,100,001																		
S22-003	Portales	Portales HS	\$1,116,520	\$1,116,520	\$1,116,520	\$209,230					\$683,484												
S22-008	Portales	James ES	\$96,862	\$1,415,200	\$1,512,062	\$1,415,200																	
S22-001	Raton	Longfellow ES (Now P25-001)	\$9,492,635	\$0	\$9,492,635			\$9,394,554															
S22-005	Raton	Raton HS		\$280,339	\$280,339																		
S22-007	Raton	Raton Intermediate School		\$137,927	\$137,927																		
S22-010	Raton	Columbian ES		\$857,889	\$857,889			\$471,839															
S22-006	Truth or Consequences	Sierra ES	\$26,712	\$486,135	\$512,847																		
S22-009	Tularosa	Tularosa Intermediate School		\$394,619	\$394,619						\$340,961												
S22-025	Socorro	Edward Torres		\$990,846	\$990,846																		
S22-026	T or C	District		\$754,519	\$754,519																		
FY22 AWARDS 2nd CYCLE																							
S22-012	Las Cruces	East Picacho ES		\$1,888,369	\$1,888,369																		
S22-013	Las Cruces	Zia MS		\$245,726	\$245,726																		
S22-014	Las Cruces	Hermosa heights Es		\$1,545,068	\$1,545,068																		
S22-015	Farmington	Mesa View MS		\$397,886	\$397,886																		
S22-016	Farmington	Bluffview ES		\$2,638,368	\$2,638,368			\$604,857															
S22-017	Farmington	Apache ES		\$2,494,995	\$2,494,995			\$275,940															
S22-018	Farmington	Esperanza ES		\$1,420,772	\$1,420,772																		
S22-019	Farmington	Piedra Vista HS		\$4,848,009	\$4,848,009			\$1,399,447															
S22-020	Farmington	McCormick ES		\$532,934	\$532,934			\$119,843															
S22-021	Deming	Jarvis House		\$120,964	\$120,964																		
S22-022	Gadsden	District		\$217,781	\$217,781																		
S22-023	Hatch	District Wide		\$471,141	\$471,141																		
S22-024	Quemado	District Wide		\$105,000	\$105,000																		
Total					\$23,169,606	\$273,664,991	\$296,834,597	\$47,577,698	\$0	\$17,699,669	\$2,524,085	\$48,076,424	\$0	\$56,054,735	\$0	\$21,161,894	\$0	\$0	\$0	\$0	\$0	\$0	\$0
					\$67,801,452				\$104,131,159				\$21,161,894										
FY23 AWARDS SCENARIO					Phase 1	Phase 2	Total	2023_Q3	2023_Q4	2024_Q1	2024_Q2	2024_Q3	2024_Q4	2025_Q1	2025_Q2	2025_Q3	2025_Q4	2026_Q1	2026_Q2	2026_Q3	2026_Q4	2027_Q1	2027_Q2
P23-001	Gallup-McKinley	Central HS	\$900,480	\$13,340,694	\$14,241,174									\$13,340,694									
P23-002	Gallup-McKinley	Thoreau HS	\$3,821,477	\$54,624,638	\$58,446,115									\$54,624,638									
P23-003	Gallup-McKinley	David Skeet ES	\$1,771,462	\$25,871,989	\$27,643,451									\$25,871,989									
P23-004	Farmington	Heights MS	\$4,628,052	\$38,991,338	\$43,619,390										\$38,991,338								
P23-005	Farmington	Mesa Verde ES	\$2,835,251	\$25,668,475	\$28,503,726										\$25,668,475								
P23-006	Albuquerque Sign Language	ASLA	\$0	\$28,007,571	\$28,007,571																		
P23-008	Pojoaque	Pojoaque MS	\$2,090,939	\$27,238,575	\$29,329,514									\$27,238,575									
P23-007	Estancia	Estacia ES	\$662,256	\$6,776,700	\$7,438,956									\$6,776,700									
S23-001	Gallup-McKinley	Indian Hills ES		\$3,475,835	\$3,475,835																		
S23-002	Moriarty	Edgewood ES & Moriarty HS		\$296,744	\$296,744																		
S23-003	Gadsden	Santa Teresa MS		\$354,255	\$354,255																		
S23-004	Gadsden	Sunland Park ES		\$194,491	\$194,491																		
S23-005	Gadsden	Loma Linda ES		\$129,674	\$129,674																		
Total					\$16,709,917	\$224,970,978	\$241,680,895	\$0	\$0	\$0	\$0	\$0	\$0	\$127,852,595	\$0	\$64,659,813	\$0	\$0	\$0	\$0	\$0	\$0	\$0
					\$0				\$127,852,595				\$64,659,813										

PSCOC FUND PROJECT AWARD SCHEDULE DETAIL - (Representation of Uncommitted Balance in FY25)

August 13, 2024

Legend	
Purple Text	Awarded Design
Purple Highlight	Pending Design Award
Green Text	Awarded Construction
Green Highlight	Pending Construction Award
\$000,000	Numbers in italics indicate bonds have not been certified

			FY 2024				FY 2025				FY 2026				FY 2027							
			\$442,236,466				\$1,011,868,419				\$176,780,336				\$0							
			\$125,143,216	\$135,823,446	\$88,714,948	\$92,554,856	\$169,031,442	\$130,798,928	\$238,859,353	\$473,178,695	\$108,214,665	\$0	\$68,565,671	\$0	\$0	\$0	\$0	\$0				
FY24 AWARDS SCENARIO			Phase 1	Phase 2	Total	2023_Q3	2023_Q4	2024_Q1	2024_Q2	2024_Q3	2024_Q4	2025_Q1	2025_Q2	2025_Q3	2025_Q4	2026_Q1	2026_Q2	2026_Q3	2026_Q4	2027_Q1	2027_Q2	
P24-001	Maxwell	District	\$2,542,239	\$29,241,000	\$31,783,239	\$2,542,239							\$29,241,000									
P24-002	Central	Tse Bit Ai MS	\$2,965,145	\$31,431,696	\$34,396,841	\$2,965,145							\$31,431,696									
P24-003	Hobbs	New MS	\$2,415,034	\$29,329,250	\$31,744,284	\$2,415,034							\$29,329,250									
P24-004	Springer	Combined	\$2,620,550	\$25,568,000	\$28,188,550	\$2,620,550							\$25,568,000									
P24-005	Dexter	ES/MS	\$4,405,823	\$45,438,372	\$49,844,195	\$4,405,823							\$45,438,372									
P24-006	Gallup-McKinley	Crownpoint MS	\$2,532,111	\$19,980,503	\$22,512,614			\$2,532,111					\$19,980,503									
P24-007	San Jon	San Jon Combo	\$4,141,429	\$26,237,250	\$30,378,679			\$4,141,429					\$26,237,250									
P24-009	Penasco	Penasco Combined	\$3,757,110	\$31,995,432	\$35,752,542				\$3,757,110				\$31,995,432									
P24-008	Bernalillo	Algodones ES	\$845,526	\$7,609,733	\$8,455,259				\$845,526				\$7,609,733									
P24-010	Artesia	Roselawn ES	\$1,182,001	\$10,638,007	\$11,820,007				\$1,182,001				\$10,638,007									
P24-011	Hagerman	Hagerman Combined	\$4,371,742	\$33,724,870	\$38,096,612				\$4,371,742				\$33,724,870									
P24-012	Hondo	Hondo Combined	\$6,513,731	\$24,202,795	\$30,716,525				\$6,513,731				\$24,202,795									
P24-013	Albuquerque	Harrison MS	\$989,897	\$18,808,040	\$19,797,936				\$989,897			\$18,808,040										
P24-014	Albuquerque	Van Buren MS	\$1,195,984	\$22,723,688	\$23,919,672				\$1,195,984			\$22,723,688										
H24-001	Central	Teacher Housing Pilot	\$1,386,000		\$1,386,000	\$1,386,000																
H24-002	Cuba	Teacher Housing Pilot	\$501,309		\$501,309		\$501,309															
H24-003	House	Teacher Housing Pilot	\$430,888		\$430,888				\$430,888													
S24-001	Deming	Columbus - ES	\$2,596,200		\$2,596,200	\$2,596,200																
S24-002	Deming	Memorial ES	\$2,036,873		\$2,036,873	\$1,697,394			\$339,479													
S24-003	Gadsden	Demolition	\$1,268,992		\$1,268,992	\$1,052,094		\$216,898														
S24-004	Texico	Texico Combined	\$532,286		\$532,286	\$532,286																
S24-014	Albuquerque	Sandia HS	\$403,393		\$403,393		\$403,393															
S24-008	Albuquerque	Osuna ES	\$187,091		\$187,091	\$187,091																
S24-013	Albuquerque	Highland HS	\$878,596		\$878,596	\$878,596																
S24-009	Albuquerque	S.Y. Jackson ES	\$1,449,688		\$1,449,688	\$1,449,688																
S24-012	Albuquerque	Del Norte HS	\$350,060		\$350,060	\$350,060																
S24-011	Albuquerque	Taft MS	\$1,431,380		\$1,431,380	\$1,431,380																
S24-006	Albuquerque	Longfellow ES	\$1,803,608		\$1,803,608	\$1,803,608																
S24-015	Albuquerque	Valley HS	\$546,803		\$546,803	\$546,803																
S24-005	Albuquerque	Atrisco ES	\$237,934		\$237,934	\$237,934																
S24-010	Albuquerque	Eisenhower MS	\$714,822		\$714,822	\$714,822																
S24-007	Albuquerque	Monte Vista ES	\$479,150		\$479,150	\$479,150																
S24-018	West Las Vegas	Old Luis Armijo Building	\$386,586		\$386,586	\$386,586																
S24-016	Clovis	Marshall JHS	\$348,546	\$3,136,916	\$3,485,462	\$348,546						\$3,136,916										
S24-017	Clovis	Sandia ES	\$105,122	\$946,096	\$1,051,218	\$105,122						\$946,096										
S24-019	Los Alamos	Los Alamos HS	\$219,705		\$219,705	\$219,705																
S24-021	West Las Vegas	Luis Armijo ES	\$220,122	\$1,981,099	\$2,201,221	\$220,122		\$220,122				\$1,981,099										
S24-020	Espanola	Old Head Start Building	\$71,429		\$71,429	\$71,429																
S24-022	Cimarron	Cimarron ES/MS	\$194,493		\$194,493	\$194,493																
S24-023	Melrose	Melrose Combined	\$2,400,000		\$2,400,000	\$2,400,000																
S24-024	Clayton	Demolition	\$2,456,250		\$2,456,250	\$2,456,250																
S24-025	Albuquerque	Taft MS Admin Building Demolition	\$376,446		\$376,446	\$376,446																
Total			\$64,492,093	\$362,992,745	\$427,484,838	\$22,212,765	\$10,043,793	\$7,181,989	\$25,053,546	\$0	\$41,531,727	\$6,064,111	\$246,831,235	\$0	\$0	\$68,565,671	\$0	\$0	\$0	\$0	\$0	
							\$64,492,093				\$294,427,073				\$68,565,671				\$0			

FY25 AWARDS SCENARIO			Phase 1	Phase 2	Total	2023_Q3	2023_Q4	2024_Q1	2024_Q2	2024_Q3	2024_Q4	2025_Q1	2025_Q2	2025_Q3	2025_Q4	2026_Q1	2026_Q2	2026_Q3	2026_Q4	2027_Q1	2027_Q2	
P25-001	Raton	Longfellow ES	\$2,725,138	\$36,205,406	\$38,930,544					\$2,725,138			\$36,205,406									
					\$0																	
					\$0																	
					\$0																	
					\$0																	
Various Projects					\$0																	
Total			\$2,725,138	\$36,205,406	\$38,930,544	\$0	\$0	\$0	\$0	\$2,725,138	\$0	\$0	\$36,205,406	\$0	\$0	\$0	\$0	\$0	\$0	\$0	\$0	\$0
							\$0				\$38,930,544				\$0							

FY26 AWARDS SCENARIO			Phase 1	Phase 2	Total	2023_Q3	2023_Q4	2024_Q1	2024_Q2	2024_Q3	2024_Q4	2025_Q1	2025_Q2	2025_Q3	2025_Q4	2026_Q1	2026_Q2	2026_Q3	2026_Q4	2027_Q1	2027_Q2	
Various Projects					\$0															\$0	\$0	
Total			\$0	\$0	\$0	\$0	\$0	\$0	\$0	\$0	\$0	\$0	\$0	\$0	\$0	\$0	\$0	\$0	\$0	\$0	\$0	\$0
							\$0				\$0				\$0							

Cost per Square Foot Variance Analysis for Out-Year Funding

Standards-based Projects

A	B	C	D	E	F	G	H	I	J	K	L	M	N	O	P	Q	
Fiscal Year	Project Number	District	School	Project Type	Original Estimated State Match	Original Estimated Cost per Square Foot (SqFt) MACC	Original Estimated TPC per Square Foot (SqFt)	Updated Estimated State Match	Updated Estimated Cos per SqFt MACC	Updated TPC/ SqFt (MACC + Soft Cost)	TPC Cost per SqFt Percentage Increase	Difference (I - G)	Waiver (X)	Potential FY25 Additional Cost (Waiver)	Potential FY26 Additional Cost (Waiver)	Potential FY27 Additional Cost (Waiver)	
1	FY2012	P12-006	Espanola	Velarde ES	Full Renovation	\$ 3,794,560	\$ 175	\$ 228	\$ 5,416,320	\$ 300	\$ 390	71%	\$ 163				
2	FY2015	P15-006	Gallup-McKinley	Thoreau	Teacher Housing				\$ 3,645,000	N/A	N/A	#VALUE!					
3	FY2016	P16-002	Espanola	Abiquiu ES	Full Renovation	\$ 3,726,450	\$ 175	\$ 228	\$ 6,388,200	\$ 300	\$ 390	71%	\$ 163				
4	FY2019	P19-004	Gallup-McKinley	Tohatchi	Teacher Housing				\$ 3,600,000	N/A	N/A	#VALUE!					
5	FY2019	P19-006	Las Vegas City	Sierra Vista ES	Full Renovation	\$ 4,473,984	\$ 100	\$ 130	\$ 18,502,130	\$ 600	\$ 780	498%	\$ 650				
6	FY19	P19-017	Tularosa	Tularosa MS	Full Replacement	\$ 27,927,879	\$ 372	\$ 484	\$ 39,709,952	\$ 700	\$ 910	88%	\$ 426				
7	FY19	P19-018	Belen	Dennis Chavez ES	Partial Replacement and Renovation	\$ 11,777,849	\$ 350	\$ 455	\$ 16,345,052	\$ 450	\$ 585	29%	\$ 130				
8	FY20	P20-001	Alamogordo	Chaparral MS	Full Replacement	\$ 30,959,593	\$ 415	\$ 540	\$ 33,943,650	\$ 500	\$ 650	20%	\$ 111				
9	FY20	P20-002	Central	Newcomb ES	Full Replacement	\$ 15,087,253	\$ 447	\$ 580	\$ 22,386,078	\$ 900	\$ 1,170	102%	\$ 590				
10	FY20	P20-003	Roswell	Mountain View MS	Full Replacement	\$ 18,076,367	\$ 225	\$ 293	\$ 32,640,816	\$ 500	\$ 650	122%	\$ 358				
11	FY20	P20-006	Roswell	Washington Ave. ES	Design & Partial Replacement and Renovation	\$ 6,525,848	\$ 280	\$ 364	\$ 24,881,064	\$ 500	\$ 650	79%	\$ 286				
12	FY20	P20-010	Clovis	Barry ES	Partial Replacement and Renovation	\$ 6,507,124	\$ 105	\$ 137	\$ 11,697,530	\$ 250	\$ 325	138%	\$ 189				
13	FY21	P21-001	Zuni	Zuni HS/Twin Buttes HS	Full Replacement and Teacher Housing	\$ 95,196,214	\$ 475	\$ 618	\$ 113,887,800	\$ 900	\$ 1,170	89%	\$ 553				
14	FY21	P21-003	Gallup-McKinley	Gallup HS	Full Replacement	\$ 58,142,391	\$ 375	\$ 488	\$ 92,278,233	\$ 650	\$ 845	73%	\$ 358				
15	FY21	P21-004	Hobbs	Heizer MS	Full Replacement	\$ 21,735,309	\$ 450	\$ 585	\$ 31,744,284	\$ 650	\$ 845	44%	\$ 260				
16	FY21	P21-005	Gallup-McKinley	Crownpoint HS	Full Replacement	\$ 38,033,922	\$ 401	\$ 521	\$ 44,715,949	\$ 750	\$ 975	87%	\$ 454				
17	FY21	P21-006	Gallup-McKinley	Navajo Pine HS	Full Replacement	\$ 16,498,372	\$ 411	\$ 534	\$ 53,193,453	\$ 900	\$ 1,170	119%	\$ 636				
18	FY22	P22-001	Gadsden	Gadsden MS	Full Replacement	\$ 45,182,331	\$ 375	\$ 488	\$ 50,593,270	\$ 500	\$ 650	33%	\$ 163				
19	FY22	P22-004	Los Lunas	Ann Parish ES	Design & Partial Replacement and Renovation	\$ 17,273,200	\$ 320	\$ 416	N/A	\$ 450	\$ 585	41%	\$ 169				
20	FY22	P22-006	Gadsden	Chaparral MS	Full Replacement	\$ 31,447,682	\$ 275	\$ 358	\$ 59,199,504	\$ 600	\$ 780	118%	\$ 423				
21	FY23	P23-001	Gallup-McKinley	Gallup Central HS	Full Replacement	\$ 9,004,804	\$ 411	\$ 534	\$ 14,241,174	\$ 650	\$ 845	58%	\$ 311				
22	FY23	P23-002	Gallup-McKinley	Thoreau HS	Full Replacement	\$ 41,994,250	\$ 425	\$ 553	\$ 58,446,115	\$ 650	\$ 845	53%	\$ 293				
23	FY23	P23-003	Gallup-McKinley	David Skeet ES	Full Replacement and Teacher Housing	\$ 17,714,622	\$ 425	\$ 553	\$ 27,643,451	\$ 750	\$ 975	76%	\$ 423				
24	FY23	P23-004	Farmington	Heights MS	Full Replacement	\$ 41,652,468	\$ 400	\$ 520	\$ 43,619,390	\$ 650	\$ 845	63%	\$ 325				
25	FY23	P23-005	Farmington	Mesa Verde ES	Full Replacement	\$ 25,517,261	\$ 375	\$ 488	\$ 28,503,726	\$ 650	\$ 845	73%	\$ 358				
26	FY23	P23-007	Estancia	Estancia ES	Full Renovation and Addition	\$ 7,258,118	\$ 313	\$ 406	\$ 6,776,700	N/A	N/A	#VALUE!	#VALUE!	PARTIAL	\$ 1,410,660		
27	FY23	P23-008	Pojoaque Valley	Pojoaque MS	Partial Replacement and Renovation	\$ 26,152,091	\$ 400	\$ 520	\$ 27,238,575	\$ 600	\$ 780	50%	\$ 260	PARTIAL	\$ 2,933,385		
28	FY24	P24-001	Maxwell	Combined School	Full Replacement and Teacher Housing	\$ 25,422,389	\$ 500	\$ 650	\$ 29,241,000	\$ 600	\$ 780	20%	\$ 130	100% Construction	\$ 5,859,000		
29	FY24	P24-002	Central	Tse Bit Ai MS	Full Replacement and Teacher Housing	\$ 25,392,653	\$ 600	\$ 780	\$ 34,396,841	\$ 800	\$ 1,040	33%	\$ 260				
30	FY24	P24-003	Hobbs	New MS	New Construction	\$ 21,735,309	\$ 450	\$ 585	\$ 31,744,284	\$ 650	\$ 845	44%	\$ 260				
31	FY24	P24-004	Springer	Combined School	Full Replacement and Teacher Housing	\$ 20,627,768	\$ 458	\$ 595	\$ 25,568,000	\$ 600	\$ 780	31%	\$ 185	100% Construction	\$ 9,532,000		
32	FY24	P24-005	Dexter	ES/MS	Full Replacement	\$ 39,652,408	\$ 505	\$ 657	\$ 45,438,372	\$ 550	\$ 715	9%	\$ 59	100% Construction	\$ 10,658,383		
33	FY24	P24-006	Gallup-McKinley	Crownpoint MS	Full Replacement	\$ 22,789,001	\$ -	\$ -	\$ 22,512,614	\$ 750	\$ 975	#DIV/0!	\$ 975				
34	FY20>FY24	P24-007	San Jon	Combined School				\$ 26,237,250				#DIV/0!		100% Construction	\$ 11,787,750		
35	FY24	P24-008	Bernalillo	Algodones ES	Renovation and Addition			\$ 7,609,733				#DIV/0!	\$ -	100% Construction	\$ 20,566,845		
36	FY24	P24-009	Penasco	Penasco Combined	Full Replacement			\$ 31,995,432				#DIV/0!	\$ -	PARTIAL	\$ 11,818,557		
37	FY24	P24-010	Artesia	Roselawn ES	Full Replacement			\$ 10,638,007				#DIV/0!	\$ -				
38	FY24	P24-011	Hagerman	Hagerman Combined	Full Replacement			\$ 33,724,870				#DIV/0!	\$ -		\$ 10,641,623		
39	FY24	P24-012	Hondo	Hondo Combined	Full Replacement			\$ 24,202,795				#DIV/0!	\$ -	PARTIAL	\$ 11,420,780		
40	FY24	P24-013	Albuquerque	Harrison MS	Full Replacement			\$ 18,808,040				#DIV/0!	\$ -				
41	FY24	P24-014	Albuquerque	Van Buren MS	Full Replacement			\$ 22,723,688				#DIV/0!	\$ -				
42	FY22>FY25	P25-001	Raton	Longefellow ES	Full Replacement			\$ 36,205,406				#DIV/0!	\$ -	100% Construction	\$ 44,251,052		
43				Total	\$ 777,279,468			\$ 1,272,283,746						Total:	\$ 86,432,230	\$ 54,447,805	\$ -
44																	140,880,035

- 45 **Design, Full Replacement:** replacement of 100% of the facility to the maximum allowable GSF per the Adequacy planning guide
- 46 **Design, Partial Replacement and Renovation:** design funding replace up to 50% and renovate up to 50% of the facility to the maximum allowable GSF for the per the Adequacy planning guide
- 47 **Full Renovation:** renovation of 100% of maximum allowable GSF per the Adequacy planning guide
- 48 **Full Replacement and Teacher Housing:** replacement of 100% of the facility to the maximum allowable GSF for the per the Adequacy planning guide including new construction of a varying number of teacher housing units
- 49 **Partial Replacement and Renovation:** design funding replace up to 50% and renovate up to 50% of the facility to the maximum allowable GSF for the per the Adequacy planning guide.

IV. Consent Agenda*

- A. July 23, 2024 PSCOC Meeting Minutes*
- B. S22-003 Portales High School (Portales) - Additional Construction Funding*
- C. P24-003 New Middle School (Hobbs) - Award Language Change*
- D. 2024 BDCP Cat2 Awards (Network Equipment)*
- E. Recertification of SSTBs*

* Denotes potential action by the PSCOC

I. July 23, 2024 PSCOC Meeting Minutes

II. Presenter(s): Iris K. Romero, Executive Director

III. Potential Motion:

Council Approval of the July 23, 2024 PSCOC Meeting Minutes.

IV. Executive Summary:

Exhibit(s):

A – July 23, 2024 PSCOC Meeting Minutes.

PSCOC Members

Joe Guillen, *NMSBA – Chair*
Raúl Burciaga, *LCS – Vice Chair*
Charles Sallee, *LFC*
Gwen Perea Warniment, *LESC*
Antonio Ortiz, *PED*
Martin Romero, *CID*
Stewart Ingham, *PEC*
Mariana Padilla, *OG*



Public School Facilities Authority

Iris Romero | Executive Director
Ryan Parks | Deputy Director of Capital
Larry Tillotson | Deputy Director of Operations

Absent Members

Ashley Leach, *DFA*

MEETING MINUTES SUMMARY

PSCOC Full Council Meeting
State Capitol Building, Room 322 – July 23, 2024

*Unofficial notes drafted for the convenience of Council members and subject to revision at member request.
Please note that further details and information regarding the meeting can also be found in the eBook.*

I. Call to order – Joe Guillen, Chair

Chair, Mr. Joe Guillen, called the meeting to order at 9:02 A.M.

a. Approval of Agenda*

Chair Guillen asked if there were any changes to the agenda as presented; as there were no changes, Mr. Burciaga moved to approve the motion and Mr. Ingham seconded the motion. The motion was unanimously approved.

b. Correspondence

No Correspondents.

II. Public Comment

No Public Comment occurred.

III. Finance

A. PSCOC Financial Plan

Ms. Melissa Ortega was welcomed as the new Chief Financial Officer of the PSFA. Mr. Matthew Schimmel, PSFA Deputy Financial Officer, provided a comprehensive presentation of the updated financial plan and executive summary. Mr. Schimmel addressed changes to the SSTB Notes on lines 2-3 of Sources and Uses sheet, based on conversations with the Board of Finance. Additionally, Mr. Schimmel provided an overview on the four out-of-cycle project updates, detailing projects for Tularosa, Raton, Zuni, and Gadsden school districts. The Awards Year to D net change for the four presented projects was decrease of \$2.0m. This was due to the adjusted estimated construction cost for Raton being less than originally estimated. Also noted, the Raton Longfellow ES project saw an adjustment in the out-year potential local match reduction, decreasing from \$51,670,047 to \$44,251,052, a change that was documented on line 35 of the Sources & Uses Detail. Mr. Schimmel also noted the uncommitted balance projections for future years and discussed the monthly variance changes. Pages 13 and 14 of the eBook were reviewed, although the members raised no inquiries.

IV. Consent Agenda*

All of the Consent Agenda items were approved in a single motion.

A. June 12, 2024 PSCOC Meeting Minutes*

Council approval of the June 12, 2024 PSCOC Meeting Minutes.

MOTION: Mr. Ingham moved for Council approval of the Consent Agenda. Mr. Burciaga seconded the motion. As there was no opposition, the motion was unanimously approved.

APPROVED

V. Out-of-Cycle Awards

A. S22-009 Tularosa IS (Tularosa) – Additional Funding Request*

At the Council meeting, Ms. Perea-Warniment presented the motion to amend the 2021-2022 Systems-based award for Tularosa Intermediate School to provide additional construction phase funding. This funding was allocated for the replacement of HVAC units within the existing facilities. The district representative was unable to attend, and no significant questions were raised regarding the motion. No further discussion occurred.

MOTION: Mr. Guillen moved for Council approval to amend the 2021-2022 Systems-based award to Tularosa Municipal Schools (TMS) for Tularosa Intermediate School to include additional Construction Phase funding totaling \$508,897, with a state match of \$340,961 (67%), and a local match of \$167,936 (33%), for the replacement of the HVAC units at the existing facilities to the maximum allowable gross square footage of 39,133. As there was no opposition, the motion was unanimously approved.	APPROVED
--	-----------------

B. S22-001 Longfellow ES (Raton) – Award Language Change*

Ms. Perea-Warniment presented the motion to convert the existing Systems-based award for Longfellow Elementary School to a Standards-based award to consolidate Raton Public Schools' three schools into a single facility for 824 students. This initial award is for design phase funding. The maximum allowable gross square footage was set at 120,156, with an estimated total project cost of \$6,055,862, split between state and local matches. Upon completion of the design phase, the district will request construction phase funding. The current enrollment stood at 830 students. Superintendent Kristie Medina was present to advocate for the project, noting the community's support and the need for modernization. The district's bond advisor clarified the process for voter authorization and bond sales. Mr. Ingham questioned the district's desire to retain the existing gym, which the district justified as a central community asset. The space availability for the new facility was to be determined in the design phase. The item discussion concluded with the item being approved as presented.

MOTION: Mr. Guillen moved Council approval to convert the current Systems-based award to a Standards-based award to Raton Public Schools (RPS) for Longfellow ES to include Design phase funding for the consolidation of the district into a single combined facility/campus for 824 students, grades Pre-K-12 at 120,156 GSF, totaling \$6,055,862 with a state match of \$2,725,138 (45%) and a local match of \$3,330,724 (55%). Upon completion of the design phase work, the district may return to the PSCOC for out-of-cycle construction phase funding. As there was no opposition, the motion was unanimously approved.	APPROVED
--	-----------------

C. P21-001 Twin Buttes HS Zuni HS Zuni MS (Zuni) – Request for Early Work Package Funding*

During the item's discussion, Awards Chair Ms. Perea-Warniment reviewed the motion. Mr. Scott Ficklin (PSFA Senior Project Manager) introduced Martin Romine, Zuni Public Schools Chief Financial Officer. Mr. Romine updated the Council on the district's Impact Aid and discussed the implications of House Bill 6 on the district's budget process. Clarification was sought by Ms. Perea-Warniment regarding the district's use of Impact Aid, to which Mr. Romine emphasized the need for proper fund tracking, leading to the reallocation of funds. Mr. Ortiz raised a statutory requirement for a formal letter documenting the transfer of funds, which Mr. Romine acknowledged, noting the funds were allocated for capital construction, not operational costs. The Council considered the financial viability of the project, with Mr. Sallee noting the district's sufficient cash balance. Discussions also touched on the cost per unit for this project, and the potential cost-effectiveness of manufactured homes versus traditional construction. Mr. Romine stated that the district preferred traditional construction due to the durability of maintenance of the houses,. Ultimately, the Council unanimously approved the motion, with Mr. Ortiz tasked to coordinate with PED for prompt certification.

MOTION: Mr. Guillen moved Council approval to amend the current Standards-based awards to Zuni Public Schools (ZPS) for Twin Buttes HS, Zuni HS and Zuni MS, grade levels 6th -12th to include construction phase funding (Teacher Housing, Site work for the school, early work package and demolition of the existing field) state match funding of \$11,951,786. Upon completion of the design phase, the district may return to the PSCOC for out-of-cycle construction phase funding. Contingent on approval from the Public Education Department (PED) for use of their Impact Aid operational dollars. As there was no opposition, the motion was unanimously approved.

APPROVED

D. P22-001 Gadsden MS (Gadsden) – Construction Funding Request*

Ms. Perea-Warniment conducted a review of the motion recommended by the Awards subcommittee. The district representatives introduced themselves and presented their local financial contribution. Questions were raised by Mr. Sallee regarding whether the district had obtained PED approval to use cash balance for capital expenditure, to which the district confirmed compliance. Further inquiries about the sufficiency of their operational budget and bonding capacity were also affirmed by the district. Mr. Burciaga questioned PSFA staff’s decision to adopt lower enrollment projections. Mr. John Valdez, PSFA Master Planner explained that the enrollment projection was supported by the facilities master plan. The motion was passed without opposition.

MOTION: Mr. Guillen moved Council approval to amend the 2021-2022 Standards-based award to Gadsden Independent School District (GISD) for Gadsden MS to include construction phase funding totaling \$67,217,113 with a state match of \$47,051,979 (70%) and a local match of \$20,165,134 (30%). For a replacement facility with a design enrollment of 1005 students, grades 6th-8th, up to the maximum allowable gross square footage of 111,194 GSF. Contingent on the Public Education Department (PED) certification and bonding capacity information. As there was no opposition, the motion was unanimously approved.

APPROVED

VI. Other Business

A. Recertification of SSTBs*

Ms. Perea-Warniment presented the potential motion for the item. Ms. Romero, PSFA Executive Director, noted that the certification was a low amount due to accurate projections and estimates on the financial plan. The Council approved the motion as presented. No further discussion occurred.

MOTION: Mr. Guillen moved for Council approval for adoption of the Resolution, Notification, Certification and Reconciliation of unexpended bond proceeds as follows: SSTB24SB 0001 in the amount of \$1,317,903 to be used for PSCOC awarded projects. As there was no opposition, the motion was unanimously approved.

APPROVED

VII. Next PSCOC Meeting – August 13, 2024

VIII. Adjourn

There being no further business to come before the Council, Chair Guillen moved to adjourn the meeting, with no opposition from the Council, the meeting was adjourned at 10:12 P.M.

_____ Chair

_____ Date

Please Note: Italic in motions indicate amendments.

** Denotes Action Items on the Agenda*

I. S22-003 Portales HS (Portales) – Additional Construction Funding

II. Presenter(s): Scott Ficklin, Senior Project Manager
Ryan Parks, Deputy Director

III. Potential Motion:

Council approval to amend the 2021-2022 Systems-based award to Portales Municipal Schools for Portales High School to include additional Construction Phase funding totaling \$1,120,466, with a state match of \$683,484 (61%), and a local match of \$436,982 (39%), for the replacement of gym roof, totaling 24,700 GSF.

IV. Executive Summary:

<u>District Request:</u>				
District is requesting additional construction phase funding for the gym roof replacement.				
<u>Key Points:</u>				
District:	<u>Portales Municipal Schools</u>	Total Mills:	<u>9.654</u>	
School(s):	<u>Portales HS</u>	State/Local Match:	<u>61/39</u>	
Superintendent:	<u>Sharon Rowley</u>	Current Enrollment:	<u>788</u>	
Principal:	<u>Nathan Dodge</u>	Projected Enrollment:	<u>812</u>	
District Rep.:	<u>Arturo Ontiveros</u>	Current # of Projects:	<u>2</u>	
PSFA RPM:	<u>Sarah Volcko</u>	Total SqFt:	<u>24,700</u>	
Design Professional:	<u>Formative Architecture</u>	Allowable SqFt:	<u>24,700</u>	
		Outside Allow. SqFt.:	<u>0</u>	
Contractor:	<u>WWRC Inc.</u>	Cost per SqFt (MACC):	<u>\$29</u>	
		Cost per SqFt (TPC):	<u>\$45</u>	
<ul style="list-style-type: none"> • There were two General Contractors, WWRC Inc. and J3 Construction that submitted bids. • Portales HS was awarded a total of \$343,000 to design and replace the Gym roof at the existing facilities. <ul style="list-style-type: none"> • The original award was based on an estimate included in the Building Systems Analysis Report (BSAR) that utilized a \$14/SF MACC. 				
Request Summary				
	State Match	Local Match	Above Allowable	Total
Roof bid amount	\$ 435,372	\$ 278,353	\$ -	\$ 713,725
Electrical/Structural Allowance	\$ 134,198	\$ 85,798	\$ -	\$ 219,996
Subtotal	\$ 569,570	\$ 364,151	\$ -	\$ 933,721
Soft Costs (20%)	\$ 113,914	\$ 72,831	\$ -	\$ 186,745
Requested Funding	\$ 683,484	\$ 436,982	\$ -	\$ 1,120,466
Funding Summary				
	Fund	Source		Amount
Budgeted Source 1	GO Bond	31100		\$ 436,982

SUPPLEMENTAL MATERIAL

S22-003 Portales HS (Portales) – Additional Construction Funding

History:

- **August 9, 2023:** *Council approval to amend the current Systems-based award to Portales Municipal Schools (PMS) for Portales High School (HS) to include design and construction funding totaling \$343,000, with a state match of \$209,230 (61%) and a local match of \$133,770 (39%) for the design and construction funding of the Portales High School gymnasium roof replacement to the maximum allowable 24,700 gross square feet.*

- **July 12, 2021:** *Planning funding to complete a district-wide planning study and Design phase funding to complete an evaluation of the Roof structure, and is limited to 24,700 GSF. Systems eligible for state funding are limited to: Site Drainage and Roof Replacement identified in the district's application. Upon completion of the design phase, the district may return to the PSCOC for the next out-of-cycle funding phase to include an update to the total estimated project cost. Costs for any work that may be required for other associated building systems will be the sole responsibility of the district.*

Exhibit(s):

- A – Portales Municipal Schools letter, dated July 18, 2024
- B – Project Description
- C – General Contractor Price Proposal Form

Portales Municipal Schools

Board of Education

Inez Rodriguez	President
Braden Frazee	Vice President
Cade Standlfer	Secretary
Dustin Cabeldue	Member
Doug Pfaffenberger	Member

501 S. Abilene

Portales, NM 88130

Phone: 575.356.7000 Fax: 575.356.4377


www.portaleschools.com

Administration

Sharon Rowley	Superintendent
Arturo Ontiveros	Assistant Superintendent
Rick Segovia	Director of Federal Programs
Cheri Jackson	Director of Special Student
Services	
Sarah Stubbs	Director of Finance

July 18, 2024

Public School Capital Outlay Committee
&
Iris Romero, PSFA Director
1312 Basehart Drive SE
Albuquerque, NM 87106



Dear Ms. Romero and Capital Outlay Committee:
Regarding: PORTALES HIGH SCHOOL GYM RE-ROOF.

First of all I would like to thank you for your original award money on this project. I am new as Portales Municipal Schools Superintendent and have been getting familiar very quickly with the construction projects that are ongoing. I quickly learned that we will not have enough funds to complete this project. I am coming to you to request further funding for the gym roof for the following reasons.

First, the original estimated costs were derived from a generalized feasibility study conducted by an out of state party. Costs of course are different from state to state.

Secondly, we have done on boarding, hired our design professional to design our project and then he was able to evaluate our pre-existing conditions on the roof and area of importance. We solicited bids from contractors and selected the lowest bidder. In addition to this bid we have been notified by our design professionals that we have some unknown potential costs that could be added to this project.

Thirdly, we were stalled in our project due to a feasibility study that was requested from Jonathan Chambers, the PSFA director at that time. During this time further damage was done to the roof due to leakage.

Additionally, the results of our feasibility study was to have an overlay done. Our contracted design professional found further damage. The project then expanded to a full removal and replacement of the roof.

Portales Municipal Schools

Board of Education

Inez Rodriguez President
Braden Frazee Vice President
Cade Standifer Secretary
Dustin Cabeldue Member
Doug Pfaffenberger Member

501 S. Abilene


Portales, NM 88130

Phone: 575.356.7000 Fax: 575.356.4377

www.portaleschools.com

Administration

Sharon Rowley Superintendent
Arturo Ontiveros Assistant Superintendent
Rick Segovia Director of Federal Programs
Cheri Jackson Director of Special Student
Services
Sarah Stubbs Director of Finance



At this time we are requesting an additional amount of \$1,119,930. This would be a split of 61% state and 39% district. This will include the contactors bid of soft costs and potential unknowns identified by our design professionals. I believe these buffers will allow us to complete the project even if each issue arises.

I appreciate your consideration in this matter to improve our facility and allow our students to continue using it appropriately. I respectfully request that the Portales Municipal School project for the PHS Gym reroof be added to the August meeting agenda.

Sincerely,

A handwritten signature in black ink, appearing to read "Sharon Rowley". The signature is written in a cursive style and is positioned above a horizontal line.

Sharon Rowley
Superintendent
Portales Municipal Schools

May 31, 2024



Portales Municipal Schools - High School Gymnasium Reroof
NMPSFA Project No: S22-003

Project Description:

Portales Municipal Schools with Co-Owner NMPSFA hired Formative Architecture PC to complete contract documents for reroofing the existing High School Gym Roof. The total roof replacement size is 16,890 square feet, with the high roof of the gym being 16,184 square feet and the scorekeeper's roof being 706 square feet. The remainder of the gym roof was not within the scope of work. Multiple roof cores were completed before beginning design. The roof cores consisted of two existing layers of roofing which does not permit recovering per 2021 IBC.

2021 International Building Code, section 1512.2.1 "A roof recover shall not be permitted where any of the following conditions occur: [3] where the existing roof has two or more applications of any type of roof covering."

The project scope includes removing the existing roofing system to the deck, flashing, gutters, downspouts, soffit panels, and abandoned mechanical equipment curbs. New insulation, roof membrane, flashing, gutters, down spouts, and soffit panels will be installed to provide a weather-tight roof.

Please contact me with any questions or if further information is needed.

Sincerely,

A handwritten signature in black ink, appearing to read "Owen Kramme".

Owen Kramme, AIA

owenk@formativearchitecture.com

505-947-6809

Formative Architecture PC

BID FORM (Lump Sum or Unit Price)

BIDDER'S Name and Address:
VWRC, Inc.
 1716 W. 7th St.
 Clovis, NM 88101

Telephone: (575) 769-2618
 Fax: (575) 742-3209
 Federal Tax ID #: 85-0424702
 New Mexico Tax ID #: 02-2588890-006
 CID License # 54124 GB 98 MM 98

ITB NO.: 001

PROJECT NAME: PORTALES HIGH SCHOOL
 GYM RE-ROOF

PROJECT NO.: S22-003

LOCATION: PORTALES HIGH SCHOOL
 201 S. KNOWXVILLE ST
 PORTALES, NM 88130

This Bid is submitted to Owner:

PORTALES MUNICIPAL SCHOOLS

501 S. Abilene
 Portales, NM 88130
 Phone (575) 356-7000

In collaboration with Co-Owner:

**Public School Capital Outlay
PUBLIC SCHOOL FACILITIES AUTHORITY**

1312 Basehart Road, SE
 Suite 200
 Albuquerque, NM 87106
 Phone (505) 843-6272

1. The undersigned Bidder proposes and agrees, if this Bid is accepted, to enter into an agreement with the Owner in the form included in the Bidding Documents to perform and furnish all Work as specified or indicated in the Bidding Documents for the Contract Price and within the Contract Time indicated in this Bid and in accordance with the other terms and conditions of the Contract Documents.
2. The Bidder accepts all of the terms and conditions of the Invitation for Bid and Instructions to Bidders, including without limitation those dealing with the disposition of bid security and other Bidding Documents. This Bid will remain subject to acceptance for sixty (60) days after the day of Bid opening. The Bidder shall sign and submit the Agreement between Owner and Contractor (hereinafter called Agreement) with the Bonds and other documents required by the Bidding Requirements within fifteen (15) days after the date of the Owner's Notice of Award.
3. The Contractor shall include the following cash allowances in his Bid:

A. N/A

4. In submitting this Bid, the Bidder represents, as more fully set forth in the Agreement, that:

A. the Bidder has examined copies of all the Bidding Documents and of the following Addenda (receipt of all of which is hereby acknowledged):

No. 1 Title: Addendum 001 Date: 07/12/24

No. _____ Title: _____ Date: _____

No. _____ Title: _____ Date: _____

- B. the Bidder has familiarized himself with the nature and extent of the Bidding Documents, Work, site, locality, and all local conditions, laws, and regulations that in any manner may affect cost, progress, performance, or furnishing of the Work;
 - C. the Bidder has carefully studied all reports and drawings of subsurface conditions which are identified in the Information Available to Bidders and accepts the determination set forth in the Information Available to Bidders of the extent of the technical data contained in such reports and drawings upon which the Bidder is entitled to rely;
 - D. the Bidder has correlated the results of all such observations, examinations, investigations, explorations, tests, reports, and studies with the terms and conditions of the Bidding Documents;
 - E. the Bidder has given the Design Professional written notice of all conflicts, errors, and discrepancies that he has discovered in the Bidding Documents, and the written resolution thereof by the Design Professional is acceptable to the Bidder;
 - F. this Bid is genuine and not made in the interest of or on behalf of any undisclosed person, firm, or corporation and is not submitted in conformity with any agreement or rules of any group, association, organization, or corporation; the Bidder has not directly or indirectly induced or solicited any other Bidder to submit a false or sham Bid; the Bidder has not solicited or induced any person, firm, or corporation to refrain from bidding; and the Bidder has not sought by collusion to obtain for himself any advantage over any other Bidder or over the Owner;
 - G. the Bidder acknowledges that he has attended any mandatory pre-bid conference scheduled by the Owner or the Design Professional pertaining to this project;
 - H. the Bidder agrees to clearly identify in the subject line of the electronic mail the Project Name and Number, and Invitation to Bid Number; and,
 - I. the Bidder will complete the Work for the following price(s) (**do not include any gross receipts tax in the price(s)**).
5. Bids shall be presented in the form of a total Base Bid proposal under a Lump Sum Contract plus additive alternates that are selected by the Owner. A bid must be submitted on all bid items and alternates; segregated bids will not be selected by the Owner.

(continued on next page)

A. LUMP SUM PRICE (please use typewriter or print legibly in ink) Base Bid (use words):

Roof replacement at Portales High School main gymnasium including complete removal of existing roofing to structural deck.

Seven Hundred Thirteen Thousand Two Hundred Seventy-five and No/100 Dollars

(\$ 713,275.00)

If the required quantities of the items listed below are increased or decreased by Change Order, the adjustment unit prices set forth below shall apply to such increased or decreased quantities:

B. UNIT PRICE

Unit Price No. 1: Wood blocking and nailers as indicated in Section 01 2200 "UNIT PRICES"

Eighty One and No/100 Dollars

(\$ 81.00 per Lineal Foot CIP)

6. The Bidder agrees that:

- A. The Work to be performed under this Contract shall be commenced not later than ten (10) consecutive days after the date of written Notice to Proceed, and that Substantial Completion shall be achieved not later than **April 11, 2025**, except as hereafter extended by valid written Change Order by the Owner.
- B. Should the Contractor neglect, refuse, or otherwise fail to complete the Work within the time specified, the Contractor agrees to pay to the Owner in partial consideration for the award of this Contract the amount of **Five Hundred Dollars (\$500.00)** per consecutive day, not as a penalty, but as liquidated damages for such breach of the Contract.
- C. The above prices shall include all labor, materials, removal, overhead, profit, insurance, taxes (*not including gross receipts tax*), etc., to cover the finished work of the several kinds called for. Changes shall be processed in accordance with the Contract Documents.
- D. It is understood that the Owner reserves the right to reject any or all Bids and to waive any technical irregularities in the bidding.
- E. **The roofing portion of the Work shall commence on March 10, 2025**, the Contractor shall ensure the roofing portion of the Work is complete including punch lists within **Twenty-four (24) consecutive working** days. Unless Contractor's failure to complete the roof portion of the Work within this time limit is justified for reasons allowed under the Contract, the Contractor shall reimburse the Owner for all related additional expenses incurred by the Owner due to such failure. These expenses may include, but may not be limited to the additional costs to Owner related to roof consulting services.

7. The following documents are attached to and made a condition of this Bid:

- A. Bid Security with Agent's Affidavit;
- B. Subcontractors Listing; and,
- C. Other (list):

8. The terms used in this Bid and the Bidding and Contract Documents which are defined in the Conditions of the Construction Contract (General, Supplementary, and Other Conditions), included as part of the Bidding Documents, have the meanings assigned to them in those Conditions.

9. The Bidder is a(n):

A. ~~INDIVIDUAL;~~

By: _____
(Individual's Signature)
Doing business as: _____
Business address: _____

Telephone: (____) _____
FAX: (____) _____

B. ~~PARTNERSHIP:~~

By: _____
(Firm Name)

(General Partner's Signature)
Business address: _____

Telephone: (____) _____
FAX: (____) _____

C. CORPORATION:

Corporation Name: WWRC, Inc.
State of Incorporation: New Mexico
By Scott Hays Title: Vice President
(Print Name of Person Authorized to Sign)

* *[Signature]*
Signature of Authorized Person

If a New Mexico Corporation: 1688332
NM Certificate of Incorporation Number

If a Foreign Corporation: *[Signature]*
NM Certificate of Authority Number

Attest (Secretary): *[Signature]*

Business address 1716 W 7th St
Clavis NM 88101

Telephone: (575) 760 1061

FAX: (575) 742 3209



or, _____

D. ~~JOINT VENTURE~~ N/A

By _____
(Name)

Address: _____

Telephone: () _____

FAX: () _____

By _____
(Name)

Address: _____

Telephone: () _____

FAX: () _____

By _____

(Name)

Address: _____

Telephone: (____) _____

FAX: (____) _____

Each Joint Venturer must sign. The manner of signing for each individual, partnership, and corporation that is a party to the joint venture should be in the manner indicated in the appropriate category.

BIDDER MUST FILL IN THE FOLLOWING (if none, write none)

NM License Number 54124 License Classification: GB 98 MM98

Dept. of Workforce Solutions Minimum Wage Act Registration Number (DWS#)
0100222009703

Resident Contractor's Preference Number: L1074772592

OR

Veteran Contractor's Preference Number: N/A

Please attach a copy of your valid preference certificate to the Bid Form.

**LISTING FORM 00 4334
ATTACH TO LETTER OF SUBMITTAL
In the Technical Proposal**

**SUBCONTRACTOR
QUALIFICATIONS QUESTIONNAIRE**

THRESHOLD: \$50,000 OR 5% OF ESTIMATE WHICHEVER IS GREATER
DP/AE ESTIMATE OF TOTAL PROJECT COST: \$ <u>274,500.00</u>
QUALIFICATION THRESHOLD FOR THIS PROJECT: \$ <u>50,000.00</u>

1. The using agency has the right and requires that the contractor provide subcontractor qualifications from the subcontractors listed below regardless of the value of the subcontract.
2. Also, Per NMAC 1.4.8.12 D. (2): Subcontractor qualification questionnaires shall be required for all subcontractors identified in the Technical Proposal pursuant to the subcontractor listing requirements 1.4.8.13 NMAC, where the value of the subcontract is fifty thousand (\$50,000) or five percent (5%) whichever is greater.

This Subcontractor Questionnaire Listing Form shall be included in the Technical Proposal, in **TAB 2A**. **Note:** Either submit this form or an entire package of all Subcontractor Qualification Statements at time of proposal submission.

Reminder: The General Contractor *may* be given 24 hours from the date and time of the submission of the Request for Proposal, to produce two copies of the Subcontractor Qualifications Questionnaires listed below to the Procurement Manager.

SUBCONTRACTOR	ENTITY NAME
Mechanical	GC
Electrical	Under Listing Threshold
Plumbing	GC
Roofing	GC
	All work by General Contractor or Under Listing Threshold

**COMBINED
LIST OF SUBCONTRACTORS
and
ASSIGNMENT OF ANTITRUST CLAIMS
by
CONTRACTOR, SUBCONTRACTORS,
SUBSUBCONTRACTORS, and SUPPLIERS**

EXAMPLE TRADES AND SUPPLIERS: SITE WORK, CONCRETE, MASONRY, FRAMING, LUMBER, STEEL, STEEL FABRICATION, ROOFING, EXTERIOR INSULATION AND FINISH, DRYWALL, DOORS, GLASS AND GLAZING, PLASTER, PAINTING, CARPET, RESILIENT, CONVEYING SYSTEMS, HVAC, CONTROLS, PLUMBING, SHEET METAL, ELECTRICAL

1. Subcontractor Listing shall be included with Bid as a condition of the Bid and be fully complete with regards to all Subcontractors providing services valued at \$5,000.00 or more, or one-half of one percent of the architect's or engineer's estimate of the total project cost, not including alternates, whichever is greater pursuant to Section 13-4-34, NMSA 1978.

Listing Threshold for this Project: \$5,000.00

a. Subcontractor Listing shall be expanded after Bid by apparent low bidder if Awarded, and before Contract, to include major Suppliers and, each entity listed shall be signed by individual empowered to obligate Supplier, Subcontractor, or Subsubcontractor.

b. Subcontractor Listing shall also be expanded after Bid by apparent low bidder if Awarded, and before Contract, to include the Department of Workforce Solutions labor enforcement fund registration number. See the Department of Workforce Solutions web site at www.dws.state.nm.us under "Public Works" for registration form, listings and information.

c. See Instructions to Bidders, Section 00 2113 Paragraph 4.5, Subcontractors, for rules regarding changes in this list after bidding.

2.

PROJECT NAME: Portales High School Gym Re-Roof

INVITATION TO BID NUMBER:

The undersigned agrees that any and all claims which the firm may have or may incur to it for overcharges resulting from antitrust violations as to goods, services, and materials purchased in connection with the above-referenced project are hereby assigned to the Owner, but only to the extent that such overcharges are passed on to the Owner. It is agreed that the firm retains all rights to any such antitrust claims to the extent of any overcharges not passed on to the District, including the right to any treble damages attributable thereto.

INVITATION TO BID NUMBER:

Sealed bid opening date:

Portales Municipal Schools

Subcontractor Listing

*Signature not required until after Bid but before Award

TYPE OF WORK	ENTITY NAME	CITY & STATE	Labor enforcement fund registration # (if over \$60,000)	SIGNATURE *
SITE WORK				
CONCRETE				
MASONRY				
FRAMING				
STEEL ERECTION				
ROOFING	GC			
INSULATION				
DRYWALL				
GLAZING				
PLASTER				
FLOORING				
PAINTING				
FURNISHINGS				
LANDSCAPE				
ELEVATOR				
HVAC	GC			
CONTROLS				
PLUMBING				
ELECTRICAL	Under Threshold			
SPECIAL SYST.				

All work by General Contractor or Under Listing Threshold

TYPE OF WORK	ENTITY NAME	CITY & STATE	Labor enforcement fund registration # (if over \$60,000)	SIGNATURE *

SUBCONTRACTOR LIST AND ASSIGNMENT OF ANTI-TRUST CLAIMS **00 4336 - 3**

DBB_v.3.1_4.15.11

Bid Bond

CONTRACTOR:

(Name, legal status and address)

WWRC, Inc
1716 W 7th St
Clovis, NM 88101

SURETY:

(Name, legal status and principal place of business)

Employers Mutual Casualty Company
PO Box 712
Des Moines, IA 50306-0712

This document has important legal consequences. Consultation with an attorney is encouraged with respect to its completion or modification.

OWNER:

(Name, legal status and address)

Portales Municipal Schools
501 South Abilene
Portales, NM 88130

Any singular reference to Contractor, Surety, Owner or other party shall be considered plural where applicable.

BOND AMOUNT: 5% of Amount Bid

PROJECT:

(Name, location or address, and Project number, if any)


Portales High School Gym Re-roof
201 S Knoxville Ave
Portales, NM 88130

The Contractor and Surety are bound to the Owner in the amount set forth above, for the payment of which the Contractor and Surety bind themselves, their heirs, executors, administrators, successors and assigns, jointly and severally, as provided herein. The conditions of this Bond are such that if the Owner accepts the bid of the Contractor within the time specified in the bid documents, or within such time period as may be agreed to by the Owner and Contractor, and the Contractor either (1) enters into a contract with the Owner in accordance with the terms of such bid, and gives such bond or bonds as may be specified in the bidding or Contract Documents, with a surety admitted in the jurisdiction of the Project and otherwise acceptable to the Owner, for the faithful performance of such Contract and for the prompt payment of labor and material furnished in the prosecution thereof; or (2) pays to the Owner the difference, not to exceed the amount of this Bond, between the amount specified in said bid and such larger amount for which the Owner may in good faith contract with another party to perform the work covered by said bid, then this obligation shall be null and void, otherwise to remain in full force and effect. The Surety hereby waives any notice of an agreement between the Owner and Contractor to extend the time in which the Owner may accept the bid. Waiver of notice by the Surety shall not apply to any extension exceeding sixty (60) days in the aggregate beyond the time for acceptance of bids specified in the bid documents, and the Owner and Contractor shall obtain the Surety's consent for an extension beyond sixty (60) days.

If this Bond is issued in connection with a subcontractor's bid to a Contractor, the term Contractor in this Bond shall be deemed to be Subcontractor and the term Owner shall be deemed to be Contractor.

When this Bond has been furnished to comply with a statutory or other legal requirement in the location of the Project, any provision in this Bond conflicting with said statutory or legal requirement shall be deemed deleted herefrom and provisions conforming to such statutory or other legal requirement shall be deemed incorporated herein. When so furnished, the intent is that this Bond shall be construed as a statutory bond and not as a common law bond.

Signed and sealed this 16th day of July, 2024



(Witness)

Scott Hays

(Principal) (Seal)



(Title) Vice President




(Witness)

Sarah Stagner

(Surety) (Seal)



(Title) Attorney-in-Fact



POWER OF ATTORNEY APPOINTING INDIVIDUAL ATTORNEY-IN-FACT

KNOW ALL MEN BY THESE PRESENTS, that:

- 1. Employers Mutual Casualty Company, an Iowa Corporation
- 2. EMCASCO Insurance Company, an Iowa Corporation
- 3. Union Insurance Company of Providence, an Iowa Corporation
- 4. Illinois EMCASCO Insurance Company, an Iowa Corporation
- 5. Dakota Fire Insurance Company, a North Dakota Corporation
- 6. EMC Property & Casualty Company, an Iowa Corporation

hereinafter referred to severally as "Company" and collectively as "Companies", each does, by these presents, make, constitute and appoint:

Sarah Stagner

its true and lawful attorney-in-fact, with full power and authority conferred to sign, seal, and execute the Bid Bond

Any and All Bonds

and to bind each Company thereby as fully and to the same extent as if such instruments were signed by the duly authorized officers of each such Company, and all of the acts of said attorney pursuant to the authority hereby given are hereby ratified and confirmed.

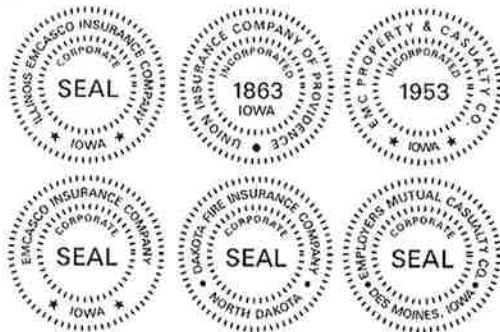
AUTHORITY FOR POWER OF ATTORNEY

This Power-of-Attorney is made and executed pursuant to and by the authority of the following resolution of the Boards of Directors of each of the Companies at the first regularly scheduled meeting of each company duly called and held in 1999:

RESOLVED: The President and Chief Executive Officer, any Vice President, the Treasurer and the Secretary of Employers Mutual Casualty Company shall have power and authority to (1) appoint attorneys-in-fact and authorize them to execute on behalf of each Company and attach the seal of the Company thereto, bonds and undertakings, recognizances, contracts of indemnity and other writings obligatory in the nature thereof; and (2) to remove any such attorney-in-fact at any time and revoke the power and authority given to him or her. Attorneys-in-fact shall have power and authority, subject to the terms and limitations of the power-of-attorney issued to them, to execute and deliver on behalf of the Company, and to attach the seal of the Company thereto, bonds and undertakings, recognizances, contracts of indemnity and other writings obligatory in the nature thereof, and any such instrument executed by any such attorney-in-fact shall be fully and in all respects binding upon the Company. Certification as to the validity of any power-of-attorney authorized herein made by an officer of Employers Mutual Casualty Company shall be fully and in all respects binding upon this Company. The facsimile or mechanically reproduced signature of such officer, whether made heretofore or hereafter, wherever appearing upon a certified copy of any power-of-attorney of the Company, shall be valid and binding upon the Company with the same force and effect as though manually affixed.

IN WITNESS THEREOF, the Companies have caused these presents to be signed for each by their officers as shown, and the Corporate seals to be hereto affixed this 22nd day of September, 2022.

Seals



Scott R. Jean
 Scott R. Jean, President & CEO
 of Company 1; Chairman, President
 & CEO of Companies 2, 3, 4, 5 & 6

Todd Strother
 Todd Strother, Executive Vice President
 Chief Legal Officer & Secretary of
 Companies 1, 2, 3, 4, 5 & 6

On this 22nd day of September, 2022 before me a Notary Public in and for the State of Iowa, personally appeared Scott R. Jean and Todd Strother, who, being by me duly sworn, did say that they are, and are known to me to be the CEO, Chairman, President, Executive Vice President, Chief Legal Officer and/or Secretary, respectively, of each of the Companies above; that the seals affixed to this instrument are the seals of said corporations; that said instrument was signed and sealed on behalf of each of the Companies by authority of their respective Boards of Directors; and that the said Scott R. Jean and Todd Strother, as such officers, acknowledged the execution of said instrument to be their voluntary act and deed, and the voluntary act and deed of each of the Companies.

My Commission Expires October 10, 2025.

Kathy Loveridge
 Notary Public in and for the State of Iowa



CERTIFICATE

I, Ryan J. Springer, Vice President of the Companies, do hereby certify that the foregoing resolution of the Boards of Directors by each of the Companies, and this Power of Attorney issued pursuant thereto on 22nd day of September, 2022, are true and correct and are still in full force and effect.

In Testimony Whereof I have subscribed my name and affixed the facsimile seal of each Company this 16th day of July, 2024.

Ryan J. Springer
 Vice President

AGENT'S AFFIDAVIT



THIS FORM MUST
BE USED BY SURETY

(To be filled in by Agent)

STATE OF New Mexico)
)ss,
COUNTY OF Curry)

Sarah Stagner, being first duly sworn, deposes and says that he /she is the duly appointed agent for and is licensed in the State of New Mexico.

Deponent further states that a certain bond was given to indemnify the State of New Mexico in connection with the construction of

dated the 16th day of July, 2024, executed by WWRC, Inc Contractor, as principal, and Employers Mutual Casualty Company, as surety, signed by this Deponent; and Deponent further states that said bond was written, signed, and delivered by him/her; that the premium on the same has been or will be collected by him/her; and that the full commission thereon has been or will be retained by him/her.

Subscribed and sworn to before me, a notary public in and for the County of, this 16th day of July, 2024.

Notary Public

My Commission Expires:
May 10, 2026

STATE OF NEW MEXICO
NOTARY PUBLIC
AMANDA JO POTOCKI
Commission No: 1119119
Commission Expires: May 10, 2026

AGENT'S ADDRESS:
Western States Insurance Group
1001 E Llano Estacado Blvd
Clovis, NM 88101

Telephone:
575-762-7731

STATE OF NEW MEXICO

TAXATION AND REVENUE DEPARTMENT

RESIDENT CONTRACTOR CERTIFICATE

Issued to: **WWRC, INC.**

DBA: **WWRC, INC.**

1716 W 7TH ST

CLOVIS, NM 88101-9601

Expires: **11-Dec-2026**

Certificate Number:

L1074772592



Stephanie Scharen Clarke
Cabinet Secretary

THIS CERTIFICATE IS NOT TRANSFERABLE

Certificate of Contractor Registration



This is to certify that

WWRC, Inc.

1716 W 7TH ST

CLOVIS, NM, 88101-9601

has registered with the Department of Workforce Solutions

Registration Date: 5/10/2024 Registration Number: 0100222009703

**This certificate does not show the current status of the company.
To see the current status for this company please go to the Public Works
and Apprenticeship Application (PWAA) at
<https://www.dws.state.nm.us/pwaa>**

New Mexico Department of Workforce Solutions, Labor Relations Division, Public Works, 121 Tijeras Ave NE, Suite 3000, Albuquerque, NM 87102, (505) 841-4400



New Mexico E-Services for Contractor Licensing



[Home Page](#)

Company Details

Company Name	WWRC, INC.	License Number	54124
Phone Number	5757638368	License Status	Active
Issue Date	11/07/1994	Expiry Date	11/30/2025
Volume	\$1000000.00 +		

Principal Place of Business Address

1716 W. 7TH ST			
City	CLOVIS		
State	NM	Zip Code	88101

QP Details

Name	Certificate No	Classification	Attach Date	Status
<u>SCOTT HAYS</u>	105402	GB98	02/21/2011	Attached
<u>SCOTT HAYS</u>	251174	MM98	02/21/2011	Attached
<u>RICKY D. WILSON</u>	25212166	GB98	05/04/1998	Attached
<u>ALVA LEE WILSON</u>	25221580	GB98	06/29/2015	Attached
<u>ALVA DANNY WILSON</u>	25227505	MM98	06/15/2007	Attached
<u>ALVA DANNY WILSON</u>	25237534	GB98	06/15/2007	Attached

[Back to search page](#) [Back](#)

STATE OF NEW MEXICO

CONSTRUCTION INDUSTRIES DIVISION

WMWRC, INC.

LICENSE NUMBER

54124

Qualifying Party(s)

- HAYS SCOTT
- WILSON RICKY D.
- WILSON ALVA LEE
- WILSON ALVA

EXPIRES

11/30/2025

CLASSIFICATION(S)

GB98, MM98



DIRECTOR

Alan Brubaker

This card is the property of the CID and shall be surrendered upon demand



New Mexico E-Services for Contractor Licensing



[Home Page](#)

Company Details

Company Name	WWRC, INC. (LP-GAS)	License Number	355886
Phone Number	5757691993	License Status	Cancelled
Issue Date	03/24/2008	Expiry Date	03/02/2023
Volume			
Classifications	[04]		

Principal Place of Business Address

1716 W. 7TH
 City CLOVIS
 State NM Zip Code 88101

QP Details

Name	Certificate No	Classification	Attach Date	Status
SCOTT HAYS	355495	04	09/16/2014	Attached

[Back to search page](#) [Back](#)

I. P24-003 New Middle School (Hobbs) – Award Language Change

II. Presenter(s): Scott Ficklin, Senior Project Manager
Ryan Parks, Deputy Director

III. Potential Motion:

Council approval to amend the current Standards-based award language to Hobbs Municipal Schools for the New MS to include an increase in the design capacity by 135 students for a total of 775 students, grades 6- 8th, with a maximum allowable gross square footage of 96,789 GSF. No additional funding is needed at this time for the amended design capacity. Upon completion of the design phase work, the district may return to the PSCOC for out-of-cycle construction phase funding.

IV. Executive Summary:**District Request:**

The district has requested an increase in the design capacity for a total of 775 students for a replacement facility totaling 125,600 GSF.

Staff Recommendation:

Staff recommends approval of an increase in the design capacity for a total of 775 students for a replacement facility totaling 96,789 GSF.

Key Points:

- The district's intends to retain all three existing middle schools plus build a fourth school (this project) that balances enrollment at all four with a capacity of 775.
- Prior to the COVID-19 Pandemic, the district experienced significant growth. The district's FMP forecasted the district being overcapacity in its three middle schools by over 700 students.
 - The district is experiencing growth, although at lower rates than previously forecasted prior to the COVID-19 health crisis.
 - Much of the growth is occurring at the elementary school level.
- The district's enrollment has continued to remain stable during downturns in the oil and gas industry.

SUPPLEMENTAL MATERIAL

P24-003 New Middle School (Hobbs) – Award Language Change

Planning:

- The 775 student capacity represents a programmatic capacity meaning that the schools need a certain number of and type of spaces required for the educational program –
 - The district is increasing special education services and CTE in the middle schools.
 - The capacity over the enrollment numbers won't necessarily lead to empty classrooms but utilized classrooms with smaller class loads.

History:

- **August 21, 2023:** *Council approval to award Hobbs Municipal Schools (HMS) a standards-based project for a new middle school (MS) facility including design phase funding for a new facility up to the maximum allowable 85,380 GSF for 640 students, grades 6-8, with a state match of \$2,415,034 (44%) and a local match of \$3,073,680 (56%) for the design phase total of \$5,488,714. The district may return to the Council with updated enrollment numbers to justify the increase from 640 to 775 and a corresponding increase to the total project cost. Upon completion of the design phase work, the district may return to the PSCOC for out-of-cycle construction phase funding.*
- **August 17, 2020:** *Planning funding to complete Phase I planning to include district-wide enrollment and boundary study, updated 5-year middle school enrollment projections and student location/geocode analysis. Based on the results of this initial Phase I planning work, the district may return to PSCOC for approval of the project scope for a new middle school campus and/or renovations to Heizer MS. Phase II planning work for a new middle school will include educational specifications. Upon completion of the planning phase, the district may return to the PSCOC for the next out-of-cycle design funding phase to include approval of enrollment for the new middle school, maximum gross square footage pursuant to the Adequacy Planning Guide, and an update to the total project cost estimate. PSCOC may make an award to fund a functional phase of a project without committing to funding future phases of proposed projects. The Council shall reevaluate each phase of a project and the capacity of the Public School Capital Outlay Fund before making an award for a subsequent phase of a project.*

Exhibit(s):

A – Hobbs Municipal Schools letter, dated July 18, 2024

B – M-Hobbs MS Enrollment Update August 2024



Hobbs Municipal Schools

... aspires to be a community that equips ALL Learners for their unique futures

July 18, 2024

Public School Outlay Council,

Hobbs Municipal Schools is grateful for the opportunity to partner with PSCOC in adding a fourth middle school to our district in response to the sustained growth in enrollment. This letter is in regards to P24-003.

Through programming, design, longitudinal data collected on continued enrollment growth in the District, PSFA staff concur with the original programming needs of 775 students and 125,600 sf design capacity of the new middle school.

HMS is requesting the PSCOC to adjust the award to reflect the identified needs of enrollment, square footage and adjust the district/state share portions. With new above adequacy adjustments, HMS will be able to serve the students and taxpayers in a more cost-effective manner.

Designed for 775 students, the new middle school will serve grades 6th through 8th grades and will be approximately 125,600 SF. We are appreciative of PSFA staff and their teamwork approach to design and support an appropriate facility for the needs of the Hobbs Municipal School Middle School Students.

We respectfully request that PSCOC recognize and approve this change.

Thank you for your consideration,

Sincerely,

Gene Strickland
Superintendent
Hobbs Municipal Schools

Student Centered
Every Decision impacts students experiences positively

Service
Meet the need

Capacity Building
Growing others and ourselves

Innovation
Willingness to adapt in the best interest of all learners

Sustainable High Performance
A reflective commitment to excellence



Provide a safe learning environment that ignites and fosters passion so that all learners are provided with high-quality education that opens doors to endless opportunities – HMS Mission



State of New Mexico
Public School Facilities Authority

Iris K. Romero | Executive Director
Ryan Parks | Deputy Director

DATE: Thursday, August 3, 2023

TO: Iris K. Romero, Executive Director

FROM: John M. Valdez, AICP

MEMORANDUM

I. INTRODUCTION

This memo provides demographic and utilization/capacity data for the Hobbs Municipal School District's Middle Schools. The Hobbs Municipal School District wishes to move forward with a new middle school building based on COVID-19 enrollment recovery as well as conditions of each of its existing middle schools.

II. KEY FACTS

- Prior to the COVID-19 Pandemic, the district experienced significant growth with the district's FMP projection increases to the 2024-25 school year, which forecasted the district being overcapacity in its three middle schools by over 700 students.
- As many New Mexico school districts rebound from the COVID-19 declines, the Hobbs Municipal School district is experiencing growth although at lower rates than previously forecasted, prior to the COVID-19 health crisis.
- The District has completed Phase I of its Middle School Enrollment and Capacity Study. It recently completed Phase II, which includes Educational Specifications for its new middle school.
- All three of Hobbs Middle Schools are dealing with overcapacity issues and each building is ranked high. Each school's ranking and wNMCI include:
 - Heizer – Funded with a 41.91 wNMCI and totaling 87,148 GSF
 - Highland – 54 with a 42.52 wNMCI and totaling 109,395 GSF
 - Houston – 127 with a 34.43 wNMCI and totaling 113,610 GSF
- The district intends to retain all three middle schools plus build a fourth school that balances enrollment at all four with a capacity of 775.
- The 775 student capacity represents a programmatic capacity meaning that the schools need certain number and type of spaces required for the educational program – part of

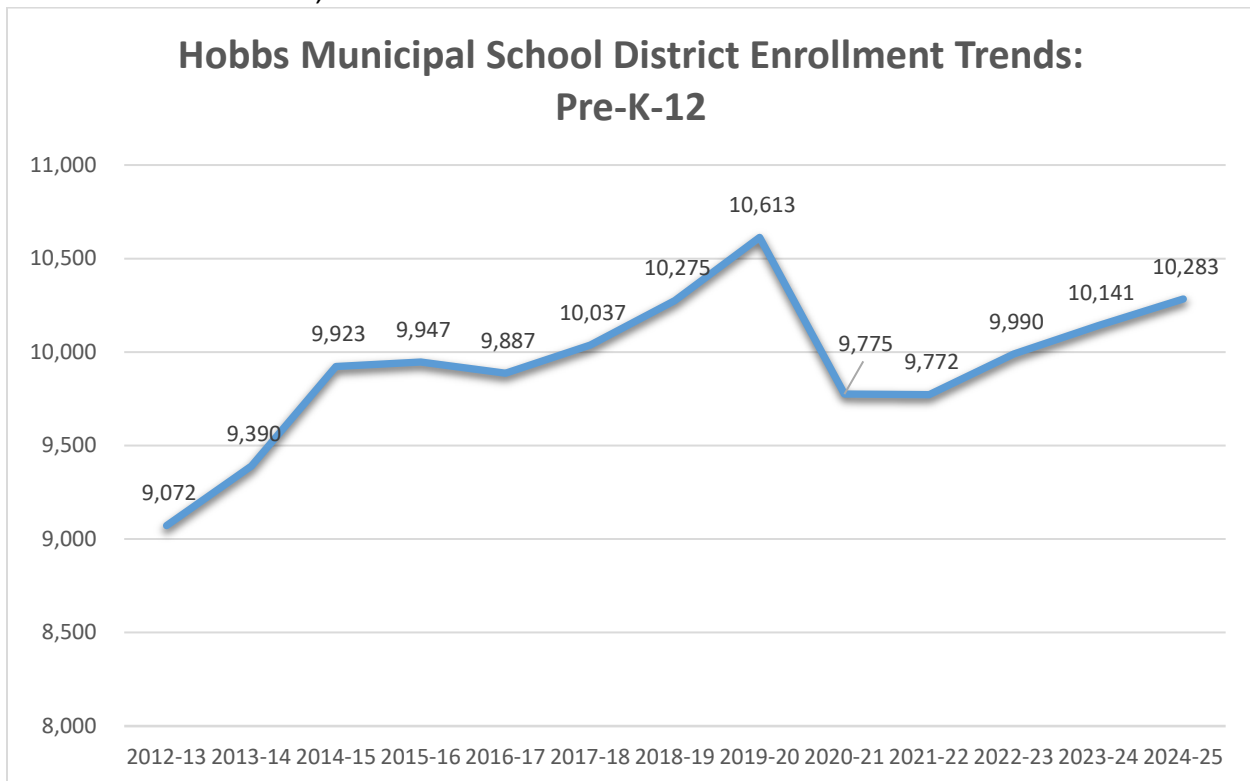
the rationale for this is they are increasing special education services and CTE in the middle schools.

- The capacity over the enrollment numbers won't necessarily lead to empty classrooms but utilized classrooms with smaller class loads.
 - Special education spaces with special programs for autism, medically fragile, mobility issues, gifted
 - Full size classrooms but due to the nature of the special program but they need to keep the enrollment count low in these space. Students with motor control issues need space for their instruction. In addition, the medically fragile students may need additional space if they utilize special equipment that aid their mobility.
 - Special use CTE spaces including engineering, family and community sciences classroom and kitchen
- The district's enrollment has continued to remain stable during downturns in the old and gas industry. Lea County and the City of Hobbs have emphasized economic diversification over the last two decades.

III. ENROLLMENT TRENDS AND PROJECTIONS

A. District Wide Enrollment Trends

This section examines the district's enrollment trends and projection beginning with a district-wide Pre-K-12 overview, as Chart 1 illustrates.



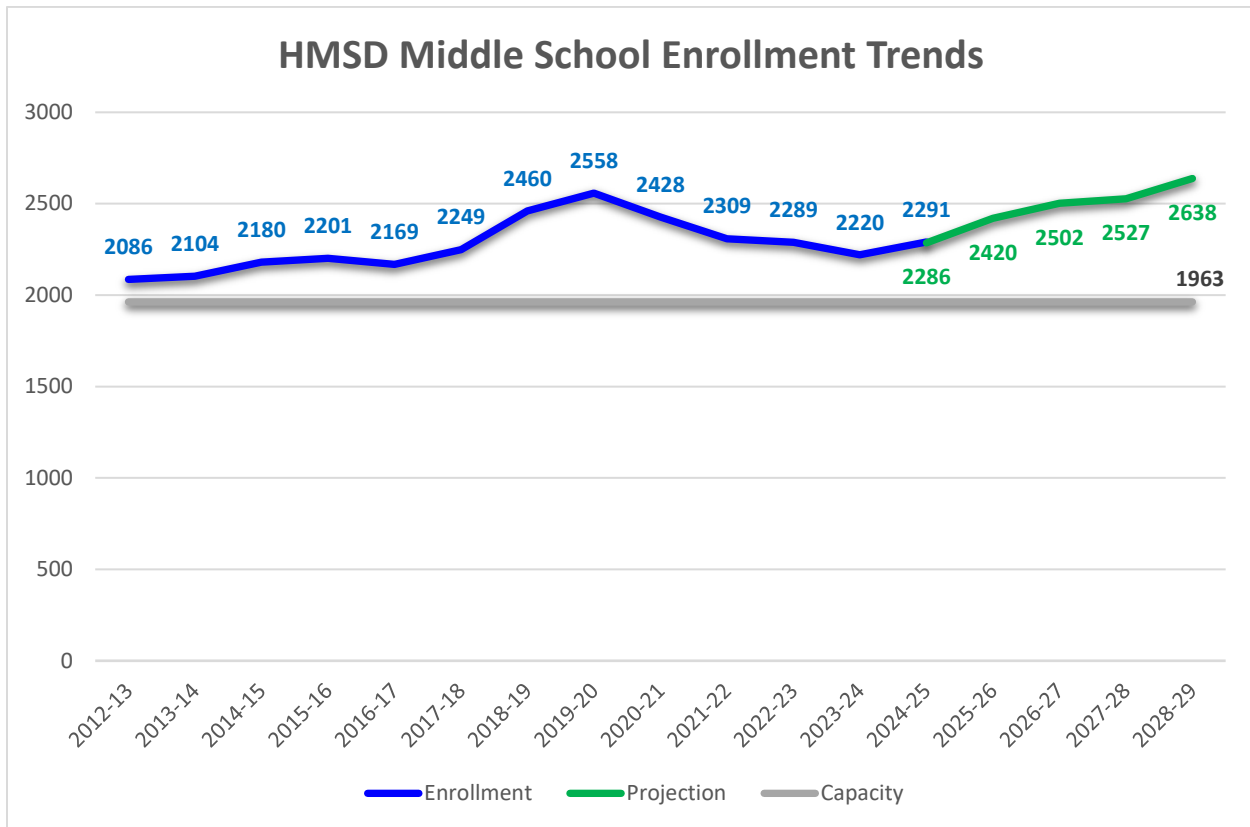
Source: NMPED 40-Day Enrollment Count for school years 2012/13 – 2021/22 and HMSD for 2022/23 and 80-Day Enrollment for 2023-24; 2024-25 Enrollment per the HMSD Daily Enrollment Report as of 8/6/2024

- Chart 1's enrollment figure for the Hobbs district totals 10,141 in grades Pre-K-12th based on the certified PED 80-day counts for 2023-24. Hobbs updates their enrollment daily and as of August 6, 2024, the district wide enrollment totals 10,283 (uncertified).
- Despite overall enrollment declines statewide, the Hobbs Municipal School District was experiencing significant growth prior to the COVID-19 pandemic. The district has shown a consistent pattern of growth since 2002 when their enrollment totaled 7,626 students. Now they have over 10,000.
- Like all school districts in the State, the Hobbs district experienced a drop in enrollment. Part of its decline was due to students leaving the district for Texas, which remained open.
- As Chart 1 indicates, the district is recovering from the COVID-19 related losses but has not reached the peak enrollment figure of 2019-20.
- Increases in the Pre-K-5th grade levels is fueling the enrollment recovery, which is important since those students will circulate through the middle schools in the next five to seven years.
- Prior to the COVID-19 pandemic, the district averaged a 2% annual growth rate for its elementary grade cohorts and 4% for its middle school grade cohorts. Since the post COVID re-opening, the elementary cohort is averaging 1% growth while the middle school has increased in the 2024-25 school year.



B. Middle School Enrollment Trends

Chart 2 focuses on the district wide middle school (6th-8th grade) enrollment trends and projection.



Source: NMPED 40-Day Enrollment Count for school years 2012/13 – 2021/22 and HMSD for 2022/23 and 80-Day Enrollment for 2023-24; 2024-25 Number based on HMSD Daily Enrollment Report as of August 6, 2024

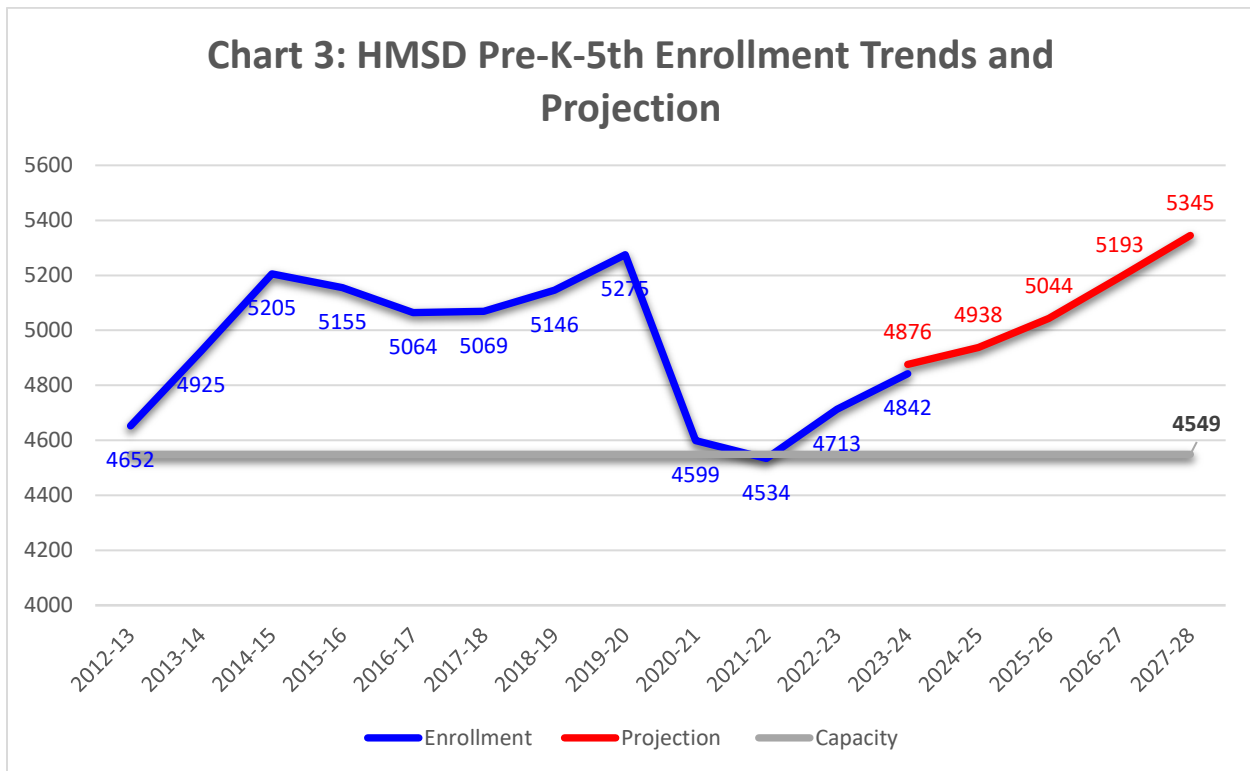
- Chart 2 shows gradual enrollment increases in the district’s 6th-8th grade middle school grade levels, reaching a peak of 2,558 students. At the time, the district’s facilities master plan forecasted additional growth to 2,761 for the 2024-25 school year, which was 798 students above the district wide middle school capacity of 1,963 (without portables).
- While the enrollment projection shows gradual recovery of the middle school enrollment, it suggests a slower growth through the planning years for a total of 2,638 students, an increase of 420 students over the district wide middle school capacity of 1,963 (without portables).
- The enrollment projection for the 2024-25 school year totals 2,286 and the actual enrollment as of August 6, 2024 totals 2,291, which is consistent with the projection.
- It is important to note the projected number of middle school students is short of the district’s desired number of students at each middle school site discussed in Section II of

this memo so we will need to review the enrollment as the district brings its other middle schools to Council.

- The district and its planning consultant believes that the middle school enrollment will grow to the point where it reaches the desired student count for site based on projected elementary school numbers, strong birth counts, and the resiliency of the Lea County economy.
- Prior to COVID-19, the Middle School enrollment was averaging 4% growth per year. Since COVID-19, the 6th-8th grade levels have posted a growflat growth rate, while the Elementary grade levels have averaged 4% growth in enrollment recovery.

C. Elementary Enrollment Trends as They Relate to the Middle School

- Chart 3 shows the district wide elementary school enrollment trends and projection.



Source: NMPED 40-Day Enrollment Count for school years 2012/13 – 2021/22 and HMSD for 2022/23 and 80-Day Enrollment for 2023-24

- The chart shows continuous growth beyond the 2027-28 planning cycle, which will also increase the number of students entering middle school. As these numbers increase, the district may reach its desired student counts at all four middle schools.

- If the enrollment projection is accurate, the chart’s data presents an issue for the district regarding elementary schools as the projection significantly outpaces district wide capacity. The district may need to strategize ways to mitigate capacity strains on the elementary schools.
- While the middle school grade level enrollment trend is currently flat, growth is likely to occur based on the elementary trends.

IV. CAPACITY AND UTILIZATION – HMSD MIDDLE SCHOOLS

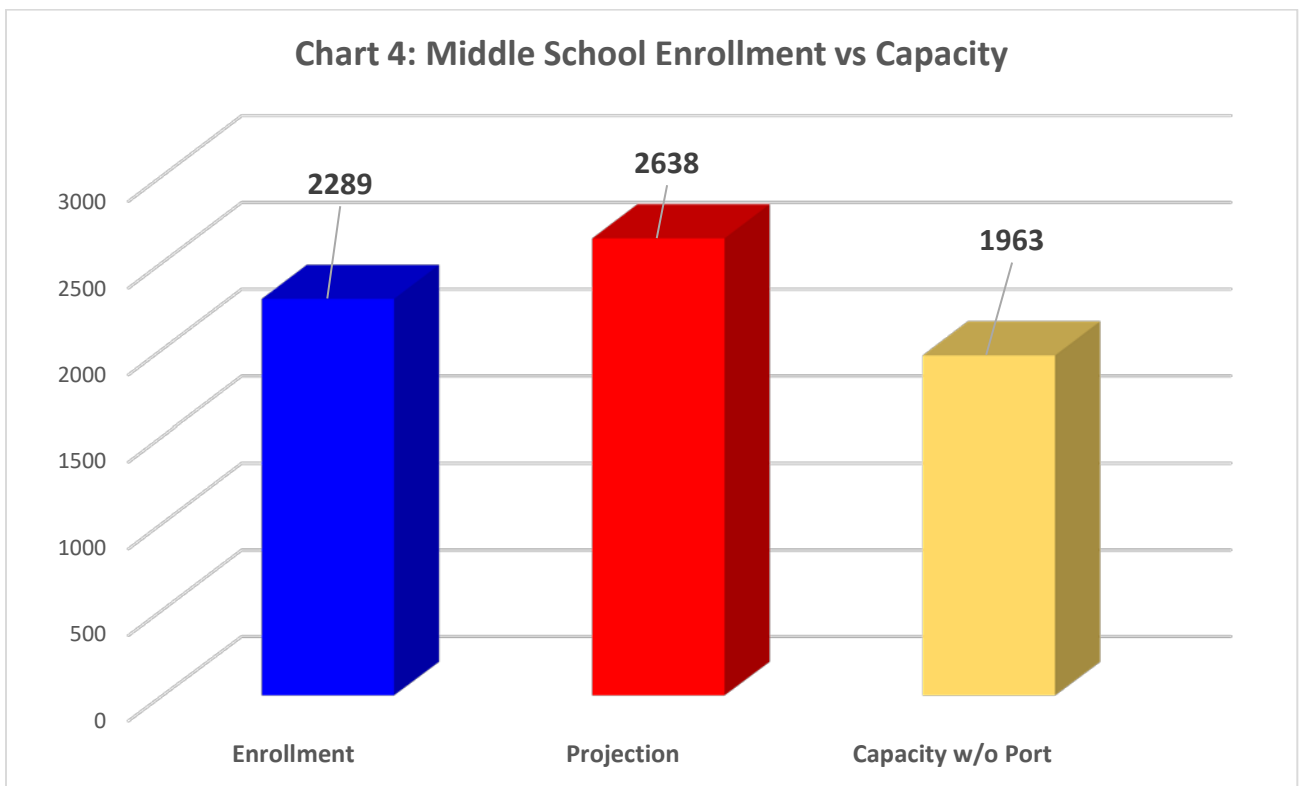
Table 1 provides an overview of each Hobbs middle school’s capacity.

Table 1: HMSD Middle School Capacity and Utilization						
MS School	2023-24 Enrollment	Functional Capacity w/o Portables	Available Capacity w/o Portables	Vacant Rooms (At time MS Study)	Classroom Occupancy Rate	Facility Utilization Rate
Heizer	582	622	40	0	93%	96%
Highland	812	639	-173	0	127%	92%
Houston	826	702	-124	0	118%	90%
TOTALS	2220	1963	-257	0	113%	91%

Source: Capacity and Utilization - 2023 Middle School Enrollment Study

- While Chart 2 provides an illustrative view of the district’s enrollment vs district wide capacity, Table 1 breaks down capacity by school site.
- The table reveals that Highland and Houston are both overcapacity in their instructional spaces while Heizer is operating at capacity. According to The Middle School Utilization Study, the district has had to convert non-instructional spaces into classrooms in order to house its students.
- The occupancy rates show that occupied seats in each classroom exceed room capacity.
- The typical utilization rate for a secondary school falls between 70-85%. The average utilization rate for each middle school scores 91% meaning the schools have little flexibility to implement changes or variations into their curriculum such as electives.
- Chart 4 shows the effect that the projected enrollment could have on capacity should the forecast come to fruition.





Source: 2023 Middle School Enrollment Study

- The chart shows potential growth of middle school enrollment could lead to a seat deficiency of 459 seats in the 2027-28 school year in all middle schools in permanent space. By using existing portables, the deficiency is less at 362 seats. The district could use more portables than currently exist on each campus.
- The next table provides an overview of each school’s classroom inventory. The following explains the table categories:
 - General Ed classrooms – those used for core curriculum of math, science, social studies, language arts, some electives
 - Special Ed classrooms – those used for special education of any level as well as special education support spaces
 - Specialty classrooms – those fitted with specialized equipment or used for certain electives like gym, computer labs, science labs, music/art, drama, career/education and technology aided instruction
 - Vacant classrooms – those rooms that do not have an assigned activity or teacher based on the FMP utilization study.
 - Other classrooms – Classrooms originally intended for instruction but used for non-instructional or non-curriculum activities (storage, office, 2nd teacher’s lounge, athletics, etc.)



**Table 2
Classroom
Overview**

School	Permanent Classrooms						Portable CR
	Gen Ed CR	Special Ed CR	Specialty CR	Vacant	Other	TOTAL Perm CR	
Heizer MS	18	6	12	0	0	36	1
Highland MS	21	6	14	0	0	41	3
Houston MS	19	4	18	0	0	41	4
TOTALS	58	16	44	0	0	118	8

Source: 2020-2025 FMP

Heizer portable used for non-instruction and is therefore not discounted for capacity

Houston portables used for special education and program support (OT/PT)

Highland portables used for social studies and electives (social studies and Spanish)

V. ED SPECS AND PROPOSED PROGRAM

- The ed specs propose a new middle school consisting of 125,631 GSF serving a functional capacity of 775 students in grades 6th-8th. However, the district intends to use these educational specifications for construction of a new middle school and replacement of its existing three middle schools, which potential adaptations to meet site/campus features and/or requirements.
- The District’s priorities for its middle schools are:
 - New middle school
 - Replacement of existing Heizer Middle School
 - Replacement of existing Highland Middle School
 - Replacement of existing Houston Middle School
- While the district has not selected a specific site for the new middle school, but given the City of Hobbs’ growth patterns and student location, it will most likely situate the new middle school in the northwest part of the City.
- The eligible square footage for a student enrollment count of 775 totals 96,789 gross square feet (GSF). The ed specs propose 93,397 GSF eligible for state funding while 32,236 will be over the eligible GSF, meaning the district will fund this square footage.
- The following table summarizes the GSF the ed specs propose for the new and replaced Hobbs middle schools.



Table 3: Hobbs Middle Schools Ed Specs Summary New/Replacement	
Grade Levels	6th-8th
Design Capacity	775
Eligible GSF for Capacity	96,789
TOTAL GSF Proposed	125,631
Eligible GSF Proposed	93,396
GSF Over Eligibility	32,235

Source: Hobbs Municipal School District Middle School Educational Specifications

- The next table summarizes the space requirements by area within the new and replaced Hobbs middle schools.

Table 4: Hobbs Middle School Program (New and Replaced)				
Area	Spaces	NSF Eligible	NSF Over Eligibility	NSF
6th-8th Grade Classrooms	18	14,580	1,620	16,200
Special Education Classrooms	10	8,100	900	9000
Special Use Classrooms	21	16,692	8,832	25,524
Physical Education	11	12,400	9,000	21,400
Library/Media Center	3	2,725	0	2,725
Food Service	5	5,425	500	5,925
Parent Workroom	1	150	0	150
Administration	19	1,313	1,713	3,026
Nurse/Cot area	1	775	0	775
MS Lounge	1	775	0	775
IT Distribution Space	1	120	0	120
Technology Support	1	300	0	300
Storage	12	2,023	0	2,023
	NSF	65,378	22,565	87,943
	Building TARE (30%)	28,019	9,671	37,690
	GSF	93,397	32,236	125,633

Source: Hobbs Municipal School District Middle School Educational Specifications

- By utilizing these ed specs for the new middle school and future middle school replacement, the district intends to achieve equity in its educational program as well as balance the enrollment of each school at 775 depending on future growth.
- Section 5 of the ed specs contain conceptual space adjacency diagrams that illustrate proposed layouts of building areas.



- The ed specs state the district could potentially go out for GO Bond in November 2023 to raise funding for its share of the new middle school and replacement of Heizer Middle School.
- The ed specs estimate new and replacement middle school costs at \$73,494,135 plus site work and demolition costs (demolition of the existing middle schools as the district replaces them).
- The ed specs bases its proposed costs on \$450/square foot (MACC) and total project costs of \$585/square foot.

Table 5: Estimated HMSD Middle School Project Budget		
Project	Probable MACC	Probable Total Project Cost
New Middle School Site Work	\$1,000,000	\$1,300,000
New Middle School Construction (125,631 GSF)	\$56,533,950	\$73,494,135
Heizer Replacement (125,631 GSF)	\$56,533,950	\$73,494,135
Heizer Demolition	\$2,633,100	\$3,423,030
Highland Replacement (125,631 GSF)	\$56,533,950	\$73,494,135
Highland Demolition	\$3,094,800	\$4,023,240
Houston Replacement (125,631 GSF)	\$56,533,950	\$73,494,135
Houston Demolition	\$3,039,330	\$3,951,129

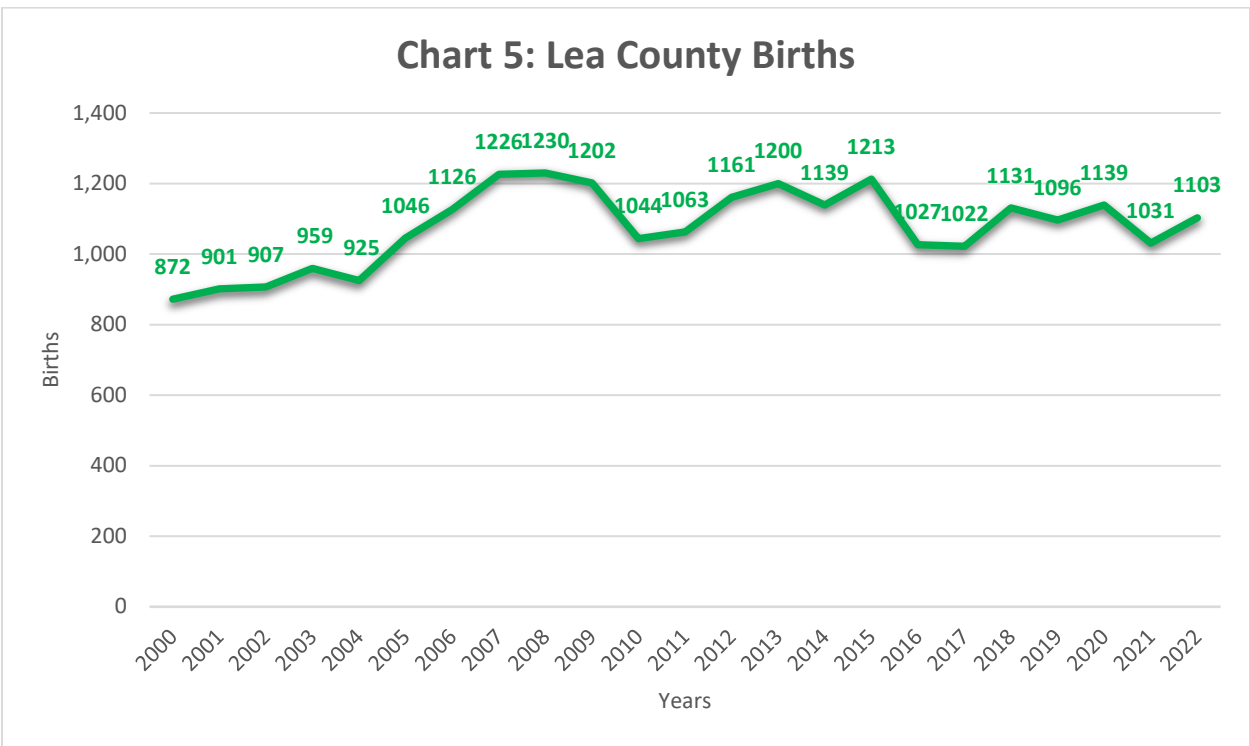
VI. APPENDIX

A. Lea County Births

Lea County’s birth rates have experienced fluctuations marked by gradual increases to sharp decreases. Chart 5 shows this fluctuation. The increases in the middle of the decade could help fuel the post-COVID recovery. The Hobbs Municipal School District shares the county births with Jal Public Schools, Eunice Municipal Schools, Lovington Municipal Schools, and Tatum Municipal Schools. Previous enrollment projections indicate that, on average, 70% of Lea County births become Hobbs kindergartners five years later.



Chart 5: Lea County Births

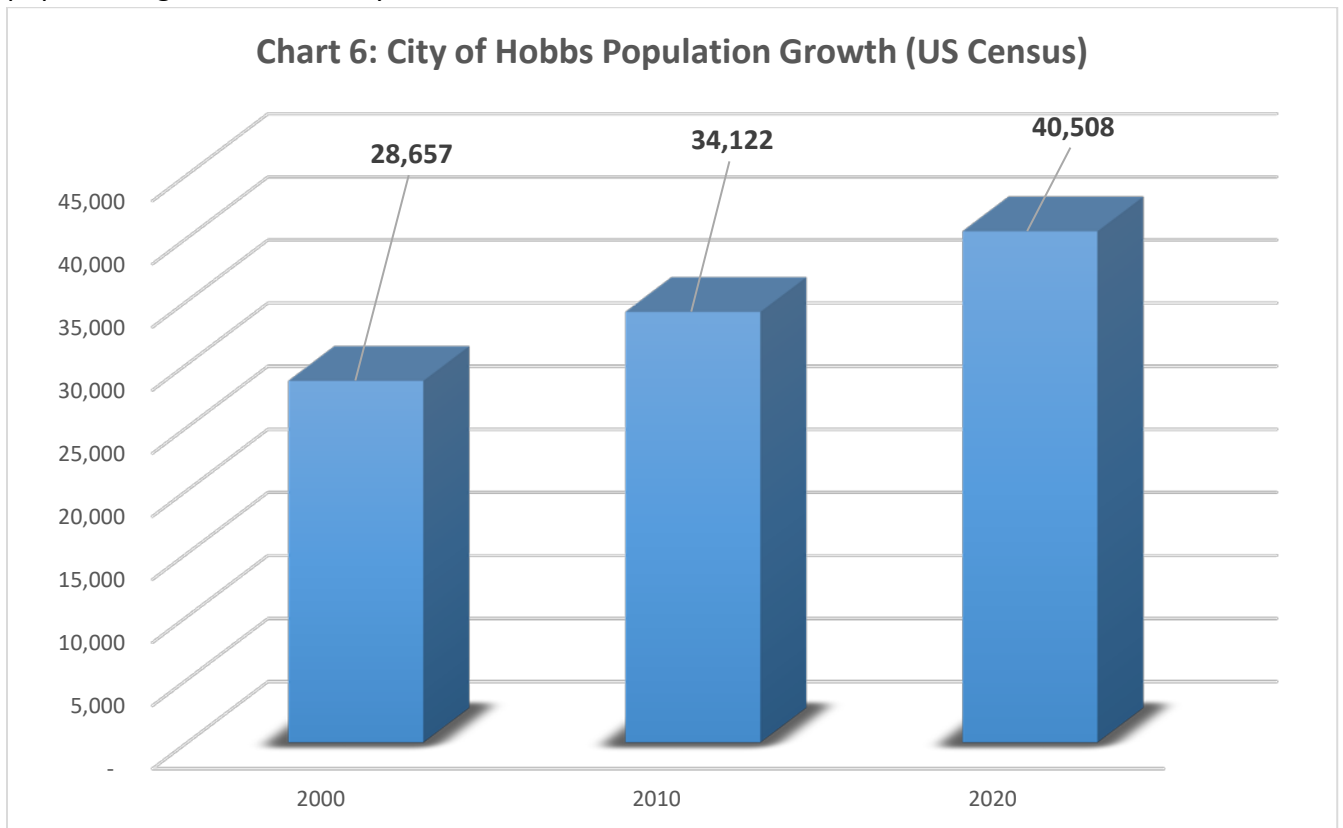


Source: NM Department of Health/Vital Statistics



B. City of Hobbs Population Growth

As the US Census Bureau continues to release results of the 2020 Census, Chart 6 shows the population growth in the City of Hobbs for the last three census counts.



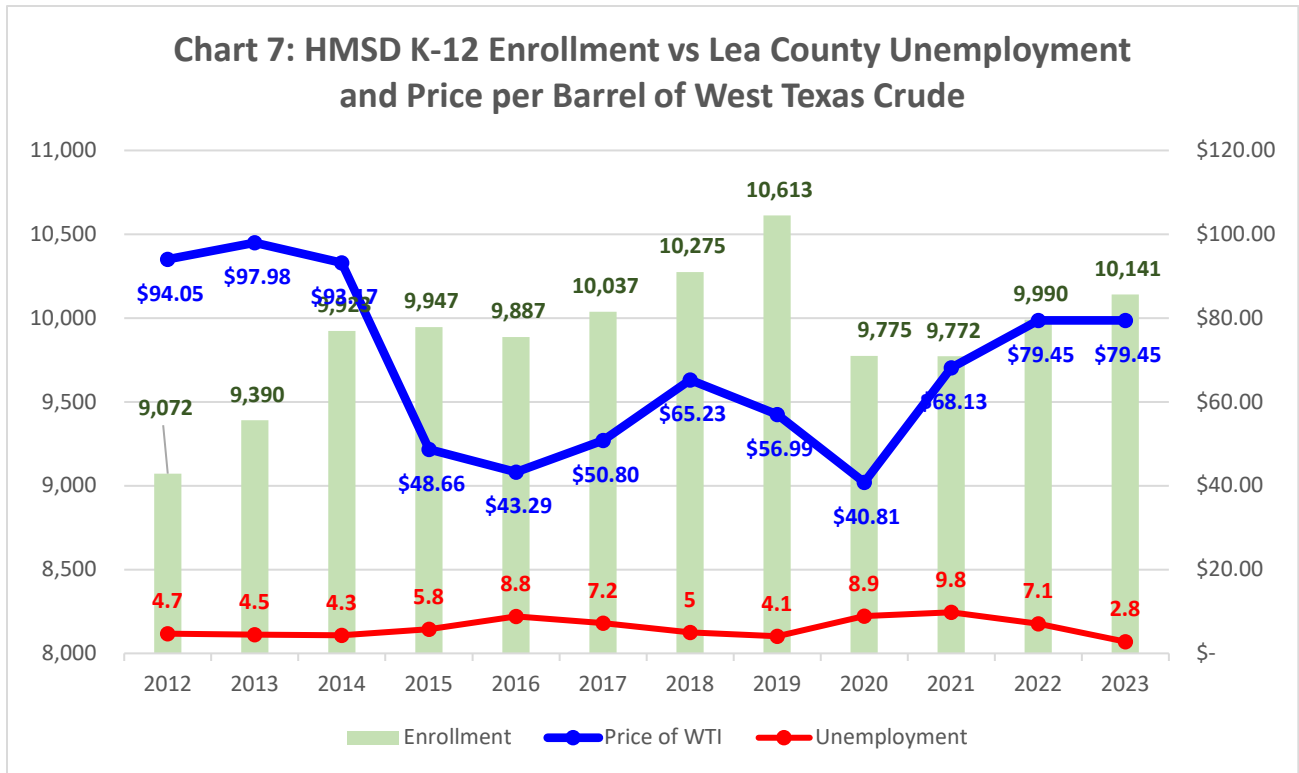
Source: US Census Bureau

C. Lea County Economic Diversification

Lea County, its communities, and its leadership have made economic diversification a priority over the years, turning the County into an energy hub. While oil/gas production remains a significant sector of the economy, Lea County leaders have turned the county into an “energyplex”, attracting the National Enrichment Facility, operating under URENCO. This facility has increased the interest of other similar organizations wishing to collaborate with the facility and may locate to the area. In addition, the county has increased its hospitality industry with new hotels and the Zia Casino Racetrack and Hotel. Lea County leadership has also made the county more accessible through the Fly Hobbs initiative, which offers United Airlines Express air service between Hobbs and other regional cities.

Despite downturns in the price of West Texas Intermediate (WTI) and resulting unemployment, the Hobbs Municipal School District’s (HMSD) enrollment has remained steady and/or even increased. For example, between 2008 and 2009, the price of West Texas Intermediate dropped from \$99.67/barrel to \$61.95/barrel, resulting in an increase of the unemployment rate from 2.8% to 7.9%. The district’s Pre-K-12th enrollment actually grew from 8,187 students to 8,262 students, representing a modest gain of 75 students.

The next downturn in occurred between 2014 and 2015. During this period, the price of WTI/Barrel decreased from \$93.17 to \$48.66. As a result, the unemployment rate crept up from 5.8% to 8.8%. During this downturn, the HMSD Pre-K-12th enrollment did experience a slight drop, decreasing by 60 students. As the WTI prices recovered, the district's enrollment continued to experience an upswing as Chart 7 illustrates.



Sources:

Enrollment: PED 40-Day Certified Count, Pre-K-12th

2020 Enrollment Count: Hobbs Municipal Schools as of May 28, 2020, Pre-K-12th

Unemployment: NM Department of Workforce Solutions Annual average, 2020 figure as of May 2020

Price Per Barrel of West Texas Intermediate: US Energy Information Administration Annual average. For 2020, as of July 17, 2020



I. 2024 BDCP Cat2 Awards (Network Equipment)**II. Presenter(s):** Ovidiu Viorica, Broadband & Technology Program Manager**III. Potential Motion:**

Council approval for Broadband Deficiencies Correction Program (BDCP) awards of actual E-rate-approved project amounts to provide the state match for application funding year 2024 for Category 2 (Network Equipment) to eight schools/districts for a total of \$120,597.09 up to the amounts listed in column O of the award spreadsheet attached as Exhibit A.

IV. Executive Summary:**Request:**

The PSCOC make state share new awards to eight schools/districts who received their funding commitment decision letter (FCDL) from the E-rate program.

Key Points:

- The PSCOC awards totaling ~\$121K will assist schools in providing network equipment upgrades of ~\$1.2M.
- We expect approximately sixty Cat2 projects in the 2024 E-rate cycle.
- The state share reflects the new state-local share percentages approved by the legislature. This new state-local share is extremely helpful in having more participation into the program and assisting more schools with their upgrades to their internal broadband networks.
- We expect a larger number of Category2 projects for the 2025 E-rate cycle, as the five-year budget cycle is coming to an end. The available budgets represent approximately twice the typical funding year work volume.

Exhibit(s):

A – 2024 Category2 Equipment – August 2024



2024-2025 Category 2 (Network Equipment) Projects - August 2024

	A	B	C	D	E	F	G
	Budget Award Estimates						
District	Estimated Project Cost	E-Rate Discount %	E-Rate Share	Non-Discount Portion Eligible for BDCP Funding	State Match %	State Share	District Share
1 Altura Preparatory School	\$14,895.94	85%	\$12,661.55	\$2,234.39	37%	\$826.72	\$1,407.67
2 Carrizozo Municipal Schools	\$41,886.54	85%	\$35,603.56	\$6,282.98	53%	\$3,329.98	\$2,953.00
3 Cloudcroft Mun School Dist	\$24,665.00	70%	\$17,265.50	\$7,399.50	37%	\$2,737.82	\$4,661.69
4 Corona Municipal School Dist	\$45,100.00	85%	\$38,335.00	\$6,765.00	53%	\$3,585.45	\$3,179.55
5 Gadsden I.S.D.	\$194,577.64	85%	\$165,390.99	\$29,186.65	71%	\$20,722.52	\$8,464.13
6 Hobbs Municipal School Dist	\$189,822.00	80%	\$151,857.60	\$37,964.40	37%	\$14,046.83	\$23,917.57
7 Hondo Valley School District	\$45,100.00	85%	\$38,335.00	\$6,765.00	67%	\$4,532.55	\$2,232.45
8 Roswell Indep School District	\$655,561.27	80%	\$524,449.02	\$131,112.25	66%	\$86,534.09	\$44,578.17
9 Totals	\$1,211,608.39		\$983,898.22	\$227,710.17		\$136,315.95	\$91,394.22

	H	I	J	K	L	M	N	O	P
	Final Award Requests								
	FCDL Approved Amount	BDCP Ineligible Amount *	E-rate Discount	E-rate Share	FCDL Approved Less BDCP Ineligible	Non-Discount Amount	State Match %	Revised State Match	Revised District Match
1	\$12,832.99	0	85%	\$10,908.04	\$12,832.99	\$1,924.95	37%	\$712.23	\$1,212.72
2	\$41,886.54	0	85%	\$35,603.56	\$41,886.54	\$6,282.98	53%	\$3,329.98	\$2,953.00
3	\$24,665.00	0	70%	\$17,265.50	\$24,665.00	\$7,399.50	37%	\$2,737.82	\$4,661.69
4	\$45,100.00	0	85%	\$38,335.00	\$45,100.00	\$6,765.00	53%	\$3,585.45	\$3,179.55
5	\$193,108.21	\$118,626.72	85%	\$164,141.98	\$74,481.49	\$11,172.22	71%	\$7,932.28	\$21,033.95
6	\$189,822.00	0	80%	\$151,857.60	\$189,822.00	\$37,964.40	37%	\$14,046.83	\$23,917.57
7	\$45,100.00	0	85%	\$38,335.00	\$45,100.00	\$6,765.00	67%	\$4,532.55	\$2,232.45
8	\$634,242.08	0	80%	\$507,393.66	\$634,242.08	\$126,848.42	66%	\$83,719.95	\$43,128.46
9	\$1,186,756.82	\$118,626.72		\$963,840.34	\$1,068,130.10	\$205,122.47		\$120,597.09	\$102,319.39

* BDCP Ineligible Amount is an amount corresponding to work eligible for the E-rate discount but not eligible for the state share

I. Recertification of SSTBs**II. Presenter(s):** Iris K. Romero, Executive Director**III. Potential Motion:**

Council approval for adoption of the Resolution, Notification, Certification and Reconciliation of unexpended bond proceeds as follows: SSTB19SD 0004 in the amount of \$683,484 to be used for PSCOC awarded projects.

IV. Executive Summary:**Key Points:**

The following recertifications of SSTBs are based on adjustments and awards:

- SSTB19SD 0004 in the amount of \$683,484 for additional funding requests.
 - S22-003 Portales HS (Portales) \$ 683,484

Exhibit(s):

A – Resolution and Worksheet SSTB19SD 0004

STATE OF NEW MEXICO
Public School Capital Outlay Council

RESOLUTION, NOTIFICATION AND CERTIFICATION

WHEREAS, money from the proceeds of severance tax bonds and supplemental severance tax bonds (“Bonds”) authorized pursuant to Sections 7-27-12.2 NMSA 1978 (the “Act”), is needed for the purpose of carrying out the provisions of the Public School Capital Outlay Act;

WHEREAS, the State Secretary of Public Education has certified that proceeds from the sale of the Bonds is necessary to make the distributions in the current fiscal year pursuant to Section 22-25-9 NMSA 1978 for the purpose of carrying out the provisions of the Public School Capital Improvements Act;

WHEREAS, money from the proceeds of the sale of the Bonds authorized in the Act is needed to make awards and expenditures pursuant to Section 22-24-4 & 22-24-5 NMSA 1978 for capital project grant assistance, lease payment assistance and related uses pursuant to the Public School Capital Outlay Act and;

WHEREAS, at its meeting on **August 13, 2024**, the Council adopted the resolution and certification set forth below:

NOW, THEREFORE, BE IT RESOLVED AND CERTIFIED THAT:

1. Exhibit A to the Resolution, Notification and Certification dated November 14, 2019 is amended to reauthorize **six hundred eighty three thousand four hundred eighty four dollars (\$683,484)** per the attached SSTB19SD 0004 Reconciliation worksheet for the following projects:
 - a) S22-003 Portales High School \$ 683,484
2. **Six hundred thirty one thousand eight hundred seventy six dollars (\$631,876)** remains unexpended.

Dated: **August 13, 2024**

PUBLIC SCHOOL CAPITAL OUTLAY
COUNCIL

By: _____
Joe Guillen, Chair PSCOC

SSTB19SD Reconciliation Worksheet

A92 - SSTB19SD 0004

August 13, 2024

A-Code	Description	Previously Certified	Pending Certification	Certified	Actual Budget (SHARE)	Pending Budget (SHARE)	Budgeted
1	A92P14019	P14-019 NMSBVI Quimby Gymnasium	\$ 610,191.00		\$ 610,191.00	\$ -	\$ 610,191.00
2	A92P14020	P14-020 NMSBVI Sacramento Dormitory	\$ -		\$ -	\$ -	\$ -
3	A92P15009	P15-009 NMSBVI - Garrett Dormitory	\$ 1,667,741.00		\$ 1,667,741.00	\$ -	\$ 1,667,741.00
4	A92P19001	P19-001 Alamogordo - Holloman ES	\$ 19,087,929.00		\$ 19,087,929.00	\$ -	\$ 19,087,929.00
5	A92P19006	P19-006 Las Vegas - Sierra Hills ES	\$ -		\$ -	\$ -	\$ -
6	A92P19008	P19-008 Los Lunas Peralta ES	\$ 2,246,400.00		\$ 2,246,400.00	\$ -	\$ 2,246,400.00
7	A92P20002	P20a Central - Newcomb ES	\$ 1,417,811.00		\$ 1,417,811.00	\$ -	\$ 1,417,811.00
8	A92P20005	P20a Las Cruces - Columbia ES	\$ 1,707,009.00		\$ 1,707,009.00	\$ -	\$ 1,707,009.00
9	A92P20006	P20a Roswell - Washington Ave ES	\$ 601,585.00		\$ 601,585.00	\$ -	\$ 601,585.00
10	A92P20007	P20a Des Moines - Des Moines Combined School	\$ 144,641.00		\$ 144,641.00	\$ -	\$ 144,641.00
11		FY 2020-2021 Standards Based and Design Awards	\$ -		\$ -	\$ -	\$ -
12	A92P21001	P21a Zuni Twin Buttes HS, Zuni HS	\$ 75,000.00		\$ 75,000.00	\$ -	\$ 75,000.00
13	A92P21003	P21a Gallup HS	\$ 101,250.00		\$ 101,250.00	\$ -	\$ 101,250.00
14	A92P21005	P21a Gallup Crownpoint HS	\$ 411,674.00		\$ 411,674.00	\$ -	\$ 411,674.00
15	A92P21006	P21a Gallup Navajo Pine HS	\$ 60,750.00		\$ 60,750.00	\$ -	\$ 60,750.00
16	A92P21007	P21a Grants Mesa View ES	\$ 1,796,022.00		\$ 1,796,022.00	\$ -	\$ 1,796,022.00
17	A01S21001	S21a Las Cruces Tombaugh ES	\$ 165,548.00		\$ 165,548.00	\$ -	\$ 165,548.00
18	A01S21002	S21a Clovis HS	\$ 967,357.00		\$ 967,357.00	\$ -	\$ 967,357.00
19	A01S21003	S21a Las Cruces Ocate HS	\$ 1,208,281.00		\$ 1,208,281.00	\$ 1,068,419.00	\$ 1,208,281.00
20	A01S21004	S21a Gallup Tohatchi MS	\$ 777,474.00		\$ 777,474.00	\$ -	\$ 777,474.00
21	A01S21005	S21a Hatch Valley MS	\$ 220,397.00		\$ 220,397.00	\$ -	\$ 220,397.00
22		FY 2020-2021 Teacherage/Retroactive Standards Awards	\$ -		\$ -	\$ -	\$ -
23	A92P20001	P20a Alamogordo Chaparral MS	\$ 19,464,797.00		\$ 19,464,797.00	\$ -	\$ 19,464,797.00
24	A92P20003	P20-003 Roswell Mountain View MS	\$ -		\$ -	\$ -	\$ -
25	A92P20004	P20a Hobbs - Southern Heights ES	\$ 16,047,470.00		\$ 16,047,469.88	\$ -	\$ 16,047,469.88
26	A92P20008	P20a Grants - Bluewater ES	\$ -		\$ -	\$ -	\$ -
27	A92P20009	P20a Clovis - Barry ES	\$ 324,375.00		\$ 324,375.00	\$ -	\$ 324,375.00
28	A78S20003	S20a Clovis - Clovis HS	\$ -		\$ -	\$ -	\$ -
29	A92S20005	S20a San Jon - San Jon Combined School	\$ 1,615,487.00		\$ 1,615,487.00	\$ -	\$ 1,615,487.00
30	A92S20007	S20a Hobbs - Hobbs HS	\$ 267,551.67		\$ 267,551.67	\$ -	\$ 267,551.67
31	A92S20008	P20a Portales - Brown Early Childhood Center	\$ -		\$ -	\$ -	\$ -
32	A92CID21	2020-21 CID Budget/Reimbursement	\$ 250,000.00		\$ 250,000.00	\$ -	\$ 250,000.00
33	A92SFM21	2020-21 State Fire Marshal Budget/Reimbursement	\$ 80,000.00		\$ 80,000.00	\$ -	\$ 80,000.00
34	A92L21001	2020-21 Lease Assistance	\$ 16,532,530.00		\$ 16,532,530.00	\$ -	\$ 16,532,530.00
35		2020-21 Operating Budget	\$ 5,252,300.00		\$ 5,252,300.00	\$ -	\$ 5,252,300.00
36		School Security - 2018 Appropriation	\$ -		\$ -	\$ -	\$ -
37	A92B20001	2020-21 IT Infrastructure Awards (BDPCP)	\$ 3,000,000.00		\$ 3,000,000.00	\$ -	\$ 3,000,000.00
38		2020-21 Pre-K Capital Appropriation	\$ -		\$ -	\$ -	\$ -
39	A92K21001	Pre-K Hatch Valley Garfield ES	\$ 403,550.00		\$ 403,550.00	\$ -	\$ 403,550.00
40	A92K21002	Pre-K Los Lunas Peralta ES	\$ -		\$ -	\$ -	\$ -

41	A92K21003	Pre-K Los Lunas Raymond Gabaldon ES	\$ 2,805,660.00		\$ 2,805,660.00	\$ 2,805,660.00	\$ -	\$ 2,805,660.00	41
42		School Buses - 2020 Legislative Appropriation	\$ 8,989,000.00		\$ 8,989,000.00	\$ 8,989,000.00	\$ -	\$ 8,989,000.00	42
43		2020-21 Capital Improvement adjusted (SB9)	\$ 2,900,000.00		\$ 2,900,000.00	\$ 2,900,000.00	\$ -	\$ 2,900,000.00	43
44	A82M	FY19-20 FMP Awards	\$ 497,460.00		\$ 497,460.00	\$ 497,460.00	\$ -	\$ 497,460.00	44
45		FY21 SB9 Appropriations	\$ 82,961.00		\$ 82,961.00	\$ 82,961.00	\$ -	\$ 82,961.00	45
46		General Appropriation (Panic Button) PSCOF 2021 HB2	\$ 1,000,000.00		\$ 1,000,000.00	\$ 1,000,000.00	\$ -	\$ 1,000,000.00	46
47	A92P15006	P15-006 Gallup Thoreau ES	\$ 350,924.00		\$ 350,924.00	\$ 350,924.00	\$ -	\$ 350,924.00	47
48		FY 20-21 FMP	\$ 360,310.00		\$ 360,310.00	\$ 360,310.00	\$ -	\$ 360,310.00	48
49	FY22-FY23	School Buses - 2022 Legislative Appropriation	\$ 5,526,500.00		\$ 5,526,500.00	\$ 5,526,500.00	\$ -	\$ 5,526,500.00	49
50	P23	Pojoaque Middle School	\$ 2,090,939.00		\$ 2,090,939.00	\$ 2,090,939.00	\$ -	\$ 2,090,939.00	50
51	FY24	FY24 Lease Assistance	\$ 23,000,000.00		\$ 23,000,000.00	\$ 23,000,000.00	\$ -	\$ 23,000,000.00	51
52	A92P19017	P19-017 Tularosa - Tularosa MS	\$ 2,792,788.00		\$ 2,792,788.00	\$ 2,792,788.00	\$ -	\$ 2,792,788.00	52
53	A92P16002	P16-002 Espanola - Abiquiu MS	\$ 255,977.00		\$ 255,977.00	\$ 255,977.00	\$ -	\$ 255,977.00	53
54	PED	School Bus Replacement HB2 (L22, S6)	\$ 7,500,000.00		\$ 7,500,000.00	\$ 7,500,000.00	\$ -	\$ 7,500,000.00	54
55	M&V	M&V	\$ 742,000.00		\$ 742,000.00	\$ 742,000.00	\$ -	\$ 742,000.00	55
56		General Appropriation (Panic Button) PSCOF 2023 HB2	\$ 1,000,000.00		\$ 1,000,000.00	\$ 1,000,000.00	\$ -	\$ 1,000,000.00	56
57	A92S22-003	S22-003 Portales HS		\$ 683,484.00	\$ 683,484.00		\$ 683,484.00	\$ 683,484.00	57
58					\$ -			\$ -	58
59					\$ -			\$ -	59
60					\$ -			\$ -	60
61					\$ -			\$ -	61
62					\$ -			\$ -	62
63					\$ -			\$ -	63
64		Subtotals	\$ 156,399,639.67	\$ 683,484.00	\$ 157,083,123.67	\$ 155,331,220.54	\$ 1,751,903.00	\$ 157,083,123.54	64
65									65
66		SSTB19SD Proceeds	\$ 157,715,000.00						66
67		SSTB19SD Proceeds Uncertified	\$ 631,876.33						67
68		SSTB19SD Proceeds Unbudgeted	\$ 631,876.46						68

V. Out-of-Cycle Awards

A. P20-001 Chaparral MS (Alamogordo) - Award Language Change*

* Denotes potential action by the PSCOC

I. P20-001 Chaparral MS (Alamogordo) – Award Language Change

II. Presenter(s): Scott Ficklin, Senior Project Manager
Ryan Parks, Deputy Director

III. Potential Motion:

Council approval to amend the 2019-2020 Standards-based award language to Alamogordo Public Schools for Chaparral Middle School to allow for the redesign of the project and an increase in the previously established Maximum Allowable Construction Cost (MACC) to \$43,517,500 (\$500/SF) for a design enrollment of 658 students, grades 6-8 up to the maximum allowable gross square footage of 87,035 GSF. No additional funding is needed at this time for the redesign work. Upon completion of the design phase work, the district may return to the PSCOC for out-of-cycle construction phase funding.

IV. Executive Summary:**District Request:**

The district has requested approval to redesign and to increase the MACC from \$36,119,525 to \$43,517,500.

Staff Recommendation:

Staff recommends approval to redesign and increase the MACC from \$36,119,525 to \$43,517,500

Key Points:

- The district will fund the cost to redesign the project, with no state participation.
- The current Opinion of Probable Cost (OPC) developed by the design team is \$73,968,079, which is \$850/SF for 87,035 GSF.
 - The district currently does not have funding identified to cover the construction cost of the project, as designed.
- In July 2022, the MACC was increased from \$320/square foot to \$415/SF, resulting in a MACC of \$36,119,525.
 - An \$8,268,497 increase from the originally awarded MACC.
- There is a remaining balance for the project of \$664,579, with a state match of \$579,839 and a local match of \$84,739.
- The projected Total Project Cost (TPC) with the updated MACC results in a TPC of \$52,221,000 (\$600/SF).

SUPPLEMENTAL MATERIAL

P20-001 Chaparral MS (Alamogordo) – Award Language Change

Background:

- **July 16, 2021** – Programming document was submitted to PSFA by the Design Professional. Total area was 91,035 GSF with an estimated cost of \$61,568,705 which is \$33,717,505 over the established MACC. PSFA staff noted that the area was over the allowable GSF and the project estimate was over the agreed upon MACC.
- **November 12, 2021** – Schematic Design documents were submitted to PSFA by the Design Professional.
 - The project was reduced to within the established allowable area of 87,035 GSF. The estimated cost submitted was \$58,624,530 which is \$30,773,330 over the established MACC.
 - The Design Team and Alamogordo Schools were cautioned by PSFA staff that the project is severely over budget and needs to be reduced.
 - PSFA staff asked that the Design Team provide cost saving strategies to help reduce the cost.
 - PSFA also stated that anything over the agreed upon MACC would be 100% district responsibility or the project would have to be redesigned with no State participation for the redesign effort.
- **March 7, 2022** – *Design Development documents were submitted to PSFA. The estimated cost submitted was \$61,539,880 which is \$33,688,680 over the established MACC. After numerous meetings to discuss cost reduction, PSFA ultimately instructed the Design Team to stop work until the co-owners (PSFA and Alamogordo Public Schools) could come to an agreement on the cost and next steps.*


Since the Design Development submission and subsequent pause on project development, the District and the Design Professional have presented cost reduction options. These cost reduction options are part of the District material.

History:

- **July 18, 2022:** *Council approval to increase the established Maximum Allowable Construction Cost (MACC) for P20-001 Chaparral Middle School to \$36,119,525 with a design enrollment of 658 students, grades 6-8 up to the maximum allowable gross square footage of 87,035.*
- **October 18, 2019:** *Planning and design, beginning with an educational specification, for a replacement facility to the maximum gross square footage pursuant to the Adequacy Planning Guide, for a design capacity for 658 students, grades 6-8.*

Exhibit(s):

A – Alamogordo Public Schools letter, dated July 19, 2024



ALAMOGORDO PUBLIC SCHOOLS

P.O. Box 650
Alamogordo, NM 88310

July 19, 2024

To: New Mexico Public School Facilities Authority

Attn: Iris Romero, Director

Re: Chaparral Middle School (P20-001)

Ms. Romero,

Alamogordo Public Schools (APS) was awarded a Standards-based Project in FY2020 for the replacement of Chaparral Middle School (CMS). Subsequently, a Master Joint Powers Agreement was executed in June of 2021 and a modified Memorandum of Understanding (MOU) was executed in September of 2022. At the time of execution of the MOU in September of 2022 the estimated construction cost was \$36,119,525, excluding indirect costs, NMGRT, site stabilization & site work, remediation, FF&E, etc. The current Opinion of Probable Construction Cost (OPR) developed by the previous design team is \$73,968,079 (includes all add alternates). APS does not currently have funding identified to cover the construction cost of the project, as designed. APS would like to terminate the existing design contract and procure a different design professional to look at the project objectively and re-design the project to reduce construction costs. APS understands that we will bear 100% of the costs for the re-evaluation and re-design. We believe, under current market conditions, that a middle school designed to adequacy with our projected student population can be constructed for \$43,517,500 (\$500/sf). APS is writing to seek an adjustment of the assumed construction cost and to seek PSFA guidance and assistance in moving forward with this project.

We appreciate PSFA’s assistance thus far on the project. If you have any questions or concerns, please contact me at 575-449-5302.

Sincerely,

Michael Crabtree
Acting Superintendent
Alamogordo Public Schools

VI. Informational

A. FY24 Lease Assistance Update

I. FY24 Lease Assistance Update**II. Presenter(s):** Iris K. Romero, Executive Director**III. Executive Summary (Informational):****Key Points:**

- In FY24, 105 lease assistance awards were granted, totaling \$21,866,558.
- 2 charter schools did not submit their reimbursement for all four quarters.
 - Dream Dine Charter did not submit final invoice for reimbursement with multiple contact attempts.
 - Jefferson Middle School's lease payment was less than their lease assistance award.
 - The Masters Program's lease payment was less than their lease assistance award.
- Total Lease Assistance reimbursements total \$21,751,590
- Lease Assistance balance from amount awarded to amount reimbursed is \$114,966 which will be reverted.

Exhibit(s):

A- Lease Assistance Log

FY24 Lease Assistance Awards

	District	State/ District	School	FY24 Lease Assistance Amount	Reversion Amount
1	ABQ	D	ABQ Charter Academy	\$ 211,498	\$ -
2	ABQ	D	ACE Leadership High School	\$ 193,297	\$ -
3	ABQ	S	ACES Technical Charter School	\$ 130,088	\$ -
4	ABQ	S	Albuquerque Bilingual Academy	\$ 300,956	\$ -
5	ABQ	S	Albuquerque Collegiate Charter School	\$ 141,507	\$ -
6	ABQ	S	Albuquerque Institute for Math & Science	\$ 277,712	\$ -
7	ABQ	S	Albuquerque School of Excellence - Main	\$ 349,485	\$ -
8	ABQ	S	Albuquerque School of Excellence - ES	\$ 360,903	\$ -
9	ABQ	D	Albuquerque Talent Development Academy	\$ 117,854	\$ -
10	ABQ	D	Alice King Community School	\$ 366,204	\$ -
11	ABQ	S	Altura Preparatory School	\$ 178,616	\$ -
12	ABQ	S	Amy Biehl High School	\$ 176,577	\$ -
13	ABQ	S	Cesar Chavez Community School	\$ 131,719	\$ -
14	ABQ	D	Christine Duncan's Heritage Academy	\$ 305,034	\$ -
15	ABQ	D	Cien Aguas International School	\$ 342,552	\$ -
16	ABQ	D	Coral Community Charter School	\$ 137,387	\$ -
17	ABQ	D	Corrales International School	\$ 200,230	\$ -
18	ABQ	S	Cottonwood Classical Preparatory School	\$ 612,108	\$ -
19	ABQ	D	Digital Arts and Technology Academy	\$ 206,894	\$ -
20	ABQ	D	East Mountain High School	\$ 302,995	\$ -
21	ABQ	D	El Camino Real Academy	\$ 278,527	\$ -
22	ABQ	S	Explore Academy - Gulton	\$ 641,877	\$ -
23	ABQ	S	Explore Academy - Masthead	\$ 306,258	\$ -
24	ABQ	D	Gilbert L. Sena Charter HS	\$ 115,000	\$ -
25	ABQ	D	Gordon Bernell Charter School	\$ 129,273	\$ -
26	ABQ	D	Health Leadership High School (NEW FACILITY)	\$ 171,684	\$ -
27	ABQ	S	Horizon Academy West	\$ 348,669	\$ -
28	ABQ	D	La Academia de Esperanza	\$ 203,084	\$ -
29	ABQ	D	Los Puentes Charter School	\$ 95,425	\$ -
30	ABQ	D	Mark Armijo Academy	\$ 114,143	\$ -
31	ABQ	S	Mission Achievement and Success 2.0 - Old Coors Road	\$ 703,863	\$ -
32	ABQ	S	Mission Achievement and Success 1.0 - Yale	\$ 862,293	\$ -
33	ABQ	D	Montessori of the Rio Grande	\$ 175,762	\$ -
34	ABQ	D	Mountain Mahogany Community School	\$ 105,996	\$ -
35	ABQ	D	Native American Community Academy 1000 Indian	\$ 215,318	\$ -
36	ABQ	D	Native American Community Academy 1100 Indian		\$ -
37	ABQ	D	Native American Community Academy CNM	\$ 148,031	\$ -
38	ABQ	S	New Mexico Academy for the Media Arts - Main Bldg.	\$ 144,628	\$ -
39	ABQ	S	New Mexico Academy for the Media Arts - CTE Bldg.		\$ -
40	ABQ	D	New Mexico International School	\$ 318,084	\$ -
41	ABQ	S	North Valley Academy - Art Space	\$ 278,731	\$ -
42	ABQ	S	North Valley Academy - Main Campus		\$ -

	District	State/ District	School	FY24 Lease Assistance Amount	Reversion Amount
43	ABQ	D	Public Academy for Performing Arts	\$ 351,931	\$ -
44	ABQ	S	Rio Grande Academy of Fine Arts	\$ 63,617	\$ -
45	ABQ	D	Robert F. Kennedy Charter HS	\$ 236,932	\$ -
46	ABQ	D	Robert F. Kennedy Charter MS	\$ 68,510	\$ 1
47	ABQ	D	Siembra Leadership HS - 524 Central	\$ 231,630	\$ -
48	ABQ	D	Siembra Leadership HS - 606 and 610 Central		\$ -
49	ABQ	S	Solare Collegiate Charter School	\$ 224,290	\$ -
50	ABQ	D	South Valley Academy	\$ 490,583	\$ -
51	ABQ	S	Southwest Aeronautics, Mathematics & Science Academy (NEW FACILITY)	\$ 228,776	\$ -
52	ABQ	S	Southwest Preparatory Learning Center	\$ 123,156	\$ -
53	ABQ	S	Southwest Secondary Learning Center	\$ 119,893	\$ -
54	ABQ	D	Technology Leadership High School	\$ 206,004	\$ -
55	ABQ	S	The Albuquerque Sign Language Academy (NEW FACILITY)	\$ 101,950	\$ -
56	ABQ	S	The GREAT Academy	\$ 101,950	\$ -
57	ABQ	D	The International School at Mesa del Sol	\$ 255,895	\$ (1)
58	ABQ	S	The Montessori Elementary & Middle School	\$ 359,272	\$ -
59	ABQ	D	The New America School - NM	\$ 169,645	\$ -
60	ABQ	S	Tierra Adentro of New Mexico	\$ 196,152	\$ -
61	ABQ	S	21 st Century Public Academy	\$ 316,045	\$ -
62	ABQ	D	Voz Collegiate Preparatory Charter School	\$ 52,198	\$ -
63	ABQ	D	William W. & Josephine Dorn Community Charter School	\$ 39,600	\$ -
64	Aztec	D	Mosaic Academy Charter School	\$ 146,808	\$ -
65	Carlsbad	D	Jefferson Montessori Academy	\$ 201,453	\$ 104,580
66	Central	D	Dream Dine Charter School	\$ 21,263	\$ 5,316
67	Cimarron	D	Moreno Valley High School	\$ 42,411	\$ -
68	Deming	D	Deming Cesar Chavez Charter High School	\$ 122,340	\$ -
69	Espanola	S	McCurdy Charter School	\$ 440,832	\$ -
70	Gallup	S	Dził Dít'ooí School of Empowerment, Action, and Perseverance	\$ 37,925	\$ -
71	Gallup	S	Hozho Academy	\$ 490,991	\$ -
72	Gallup	S	Middle College High School	\$ 26,969	\$ -
73	Gallup	S	Six Directions Indigenous School	\$ 57,908	\$ -
74	Jemez V.	D	San Diego Riverside Charter School	\$ 50,975	\$ -
75	Jemez V.	S	Walatowa High Charter School	\$ 32,624	\$ -
76	Las Cruces	S	Alma d'arte Charter HS	\$ 102,358	\$ -
77	Las Cruces	S	Explore Academy - Las Cruces	\$ 147,216	\$ -
78	Las Cruces	S	J. Paul Taylor Academy	\$ 163,120	\$ -
79	Las Cruces	S	La Academia Dolores Huerta	\$ 55,053	\$ -
80	Las Cruces	S	Las Montanas Charter High School	\$ 137,429	\$ -
81	Las Cruces	S	Raices del Saber Xinachtli Community School	\$ 83,526	\$ -
82	Las Cruces	S	The New America School - Las Cruces	\$ 119,893	\$ -
83	Los Lunas	S	School of Dreams Academy	\$ 452,658	\$ -
84	Moriarty	S	Estancia Valley Classical Academy	\$ 506,488	\$ -

	District	State/ District	School	FY24 Lease Assistance Amount	Reversion Amount
85	Questa	S	Red River Valley Charter	\$ 57,092	\$ -
86	Questa	S	Roots & Wings Community School	\$ 42,739	\$ -
87	Rio Rancho	S	Explore Academy - Rio Rancho (NEW CHARTER)	\$ 125,000	\$ -
88	Rio Rancho	S	Sandoval Academy of Bilingual Education	\$ 183,510	\$ -
89	Rio Rancho	S	The ASK Academy - Main	\$ 404,538	\$ -
90	Rio Rancho	S	The ASK Academy - 6th Grade Academy	\$ 92,978	\$ -
91	Roswell	N/A	Early College High School	\$ 139,468	\$ -
92	Roswell	D	Sidney Gutierrez Middle School	\$ 41,820	\$ -
93	Roswell	D	Sidney Gutierrez - Elementary Component	\$ 106,028	\$ -
94	Santa Fe	S	Monte del Sol Charter School	\$ 253,752	\$ -
95	Santa Fe	S	New Mexico School for the Arts	\$ 264,662	\$ -
96	Santa Fe	D	The Academy for Technology & the Classics	\$ 253,841	\$ -
97	Santa Fe	S	The MASTERS Program	\$ 122,433	\$ 5,070
98	Santa Fe	S	THRIVE Community School	\$ 93,386	\$ -
99	Santa Fe	S	Tierra Encantada Charter School	\$ 231,223	\$ -
100	Santa Fe	S	Turquoise Trail Charter School	\$ 522,392	\$ -
101	Silver	S	Aldo Leopold Charter School	\$ 123,000	\$ -
102	Socorro	D	Cottonwood Valley Charter School	\$ 121,275	\$ -
103	Taos	D	Anansi Charter School	\$ 160,265	\$ -
104	Taos	S	Taos Academy Charter School	\$ 180,536	\$ -
105	Taos	S	Taos Integrated School of the Arts	\$ 165,975	\$ -
106	Taos	S	Taos International School	\$ 135,390	\$ -
107	Taos	D	Taos Municipal Charter School	\$ 160,000	\$ -
108	Taos	S	Vista Grande High School	\$ 58,723	\$ -
109	W. Las Vegas	D	Rio Gallinas School of Ecology and the Arts	\$ 48,000	\$ -

Total FY24 Lease Assistance Award Amount \$ 21,866,558 \$114,966.00

VII. Next PSCOC Meeting – September 11, 2024

VIII. Adjourn